

State Auditor & Inspector

FILED
OCT 12 2017
State Auditor & Inspector

COUNTY
2017-2018
ESTIMATE OF NEEDS
AND FINANCIAL STATEMENT OF THE
FISCAL YEAR 2016-2017

BOARD OF COUNTY COMMISSIONERS OF
THE COUNTY OF CIMARRON
STATE OF OKLAHOMA

Two copies of this Financial Statement and Estimate of Needs should be filed with the County Clerk not later than August 17 for all Counties. After approval by the Excise Board and the levies are made, both statements should be signed by the appropriate Board Members. One complete signed copy must be sent to the State Auditor and Inspector, Suite 106, 4200 N. Lincoln Blvd., Oklahoma City, OK 73105-345. If publication may not be had by date required for filing, affidavit and proof of publication are required to be attached within five days after date of filing.

THE 2017-2018 ESTIMATE OF NEEDS AND FINANCIAL
STATEMENT OF THE FISCAL YEAR 2016-2017

PREPARED BY Sanders, Bledsoe & Hewett CPAs, LLP
SUBMITTED TO THE CIMARRON COUNTY
EXCISE BOARD THIS 25 DAY OF September 2017

BOARD OF COUNTY COMMISSIONERS

Chairman Tom Pann County Clerk Cynthia Richards
Commissioner Tom Arthur Commissioner Ray Bass
(Budget Board:)
Treasurer Anna Burgess Assessor Charles Collins
Court Clerk Debra Kucanna



RECEIVED

CIMARRON COUNTY
2017-2018
ESTIMATE OF NEEDS
AND FINANCIAL STATEMENT OF THE
FISCAL YEAR 2016-2017

INDEX

Letters and Certifications:	Page
Letter To Excise Board	1
Affidavit of Publication	2
Accountant's Letter	3
Certificate of Excise Board	Exhibit "Y" - Page 1
Exhibits:	Filed
Exhibit "A" General Fund	No
Exhibit "B" Building Fund	No
Exhibit "C" Co-op Fund	No
Exhibit "D" Highway Fund	No
Exhibit "E" Health Fund	No
Exhibit "F" Emergency Medical Service Fund	No
Exhibit "G" Sinking Fund	No
Exhibit "H" Industrial Development Bond Fund	No
Exhibit "I" Special Revenue Funds	No
Exhibit "J" Capital Project Funds	No
Exhibit "K" Enterprise Funds	No
Exhibit "L" Internal Service Funds	No
Exhibit "Y" Certificate of Excise Board Estimate of Needs	No
Exhibit "Z" Publication Sheet	No

CIMARRON COUNTY
2017-2018
ESTIMATE OF NEEDS
AND FINANCIAL STATEMENT OF THE
FISCAL YEAR 2016-2017

CIMARRON COUNTY, STATE OF OKLAHOMA
STATE OF OKLAHOMA, COUNTY OF CIMARRON, ss:

To the County Excise Board of said County and State, Greeting:-
Pursuant to the requirements of 68 O.S. 1991 Section 3002, we submit herewith for your consideration, the within statement of the fiscal condition of the County of Cimarron, State of Oklahoma, for the fiscal year beginning July 1, 2016 and ending June 30, 2017, together with an itemized statement of the estimated needs thereof for the fiscal year beginning July 1, 2017 and ending June 30, 2018. The same have been prepared in conformity to Statute, in relation to which be it further noted that:

1. We, the members of the Board of County Commissioners of said County and State, do hereby certify that the statements herein submitted show the true and correct conditions of the fiscal affairs of said County for the fiscal year ending June 30, 2017, that said statements comprise a "full and accurate statement of the assessments, receipts and expenditures of the preceding year, made out in detail under separate heads" as required by 19 O.S. 1991 Section 345; that said preparation was had at an official session of said Board, begun on the first Monday in July, 2017 pursuant to the provisions of 68 O.S. 1991 Section 3002.
2. And we further certify that the estimates of the several amounts necessary for current expenses for the fiscal year beginning July 1, 2017 and ending June 30, 2018 as shown under "Schedule 8" were prepared and filed with the Board of County Commissioners as of the first Monday in July 2017, that the same have been correctly entered, and that all estimates made are entered as certified by Department Heads for the respective purposes herein set out. We further certify that the sums requested for salaries of county officers and the deputies are calculated and based upon authority of salary statutes currently effective and applicable in this county.
3. We further certify that the estimated income from sources other than ad valorem tax, shown on "Schedule 4", may reasonably be expected to be collected as a revenue during the ensuing fiscal year, and is not in excess of the 90% of the amounts collected for the same sources during the fiscal year ending June 30, 2017.


Dated at the office of the County Clerk, at Boise City, Oklahoma, this 25 day of September, 2017

To Bass
Chairman
Ann Garden
Commissioner
(Budget Board:)
James Redden
Treasurer

Geiza Richardson
County Clerk
Bob Bass
Commissioner
Charlene Collins
Assessor
Debbie Tucann
Court Clerk



Filed this 25 day of September, 2017 Secretary and Clerk of Excise Board, Cimarron County, Oklahoma.



SANDERS, BLEDSOE & HEWETT
CERTIFIED PUBLIC ACCOUNTANTS, LLP

Stephen H. Sanders, CPA
Eric M. Bledsoe, CPA
Jeffrey D. Hewett, CPA

P.O. BOX 1310 • 101 N. MAIN ST. • BROKEN ARROW, OK 74013 • (918) 449-9991 • (800) 522-3831 • FAX (918) 449-9779

September 18, 2017

Honorable Board of County Commissioners
Cimarron County

Management is responsible for the accompanying financial statements and supporting information of the County of Cimarron, Oklahoma, as of and for the year ended June 30, 2017, and the Estimate of Needs for the fiscal year ended June 30, 2017, included in the accompanying form (SAI Form 2631R97) and Publication Sheet (SAI Form 2631R97) prescribed by the Oklahoma State Auditor and Inspector per 68 OS § 3009-3011. We have performed a compilation engagement in accordance with Statements on Standards for Accounting and Review Services promulgated by the Accounting and Review Services Committee of the American Institute of Certified Public Accountants. We did not audit or review the financial statements included in the accompanying prescribed form nor were we required to perform any procedures to verify the accuracy or completeness of the information provided by management. Accordingly, we do not express an opinion, a conclusion, nor provide any form of assurance on these financial statements and supporting information.

Other Matters

The financial statements, estimate of needs, publication sheet and supporting information included in the accompanying prescribed form are presented in accordance with the requirements of the Oklahoma State Auditor and Inspector per 68 OS § 3009-3011, and are not intended to be a presentation in accordance with accounting principles generally accepted in the United States of America.

This report is intended solely for the information and use of management, Cimarron County Excise Board and the Office of the Oklahoma Auditor and Inspector and is not intended to be and should not be used by anyone other than these specified parties.

Sanders, Bledsoe & Hewett

Sanders, Bledsoe & Hewett
Certified Public Accounts

AFFIDAVIT OF PUBLICATION

STATE OF OKLAHOMA, COUNTY OF CIMARRON

Personally appeared before me, the undersigned Notary Public, Gina Richardson
County Clerk of the County and State aforesaid, who being first duly sworn according to law, deposes and says:
That he/she complied with the law by having the financial statement for the fiscal year ending June 30, 2017,
and the estimated needs and the estimated income from sources other than ad valorem taxes, for the fiscal year
beginning July 1, 2017 and ending June 30, 2018 published in one issue of the newspaper
a legally-qualified newspaper published - of general circulation, in said county (*strike inapplicable phrase*)
a copy of which together with proof of publication is herewith attached marked Exhibit "Z" and made a part
of hereof.

Gina Richardson
County Clerk



Subscribed and sworn to before me this 29 day of Sept., 2017.

Holly Cobb
Notary Public

9/6/20
My Commission Expires



PROOF OF PUBLICATION

Boise City News, Inc.
 20 Box 278 105 W Main Street
 Boise City OK 73933
 (580) 544-2222

Blake Wells of lawful age, being duly sworn upon oath, deposes and says that I am the Authorized Agent of The Boise City News, a Weekly publication that is a "legal newspaper" as that phrase is defined in 25 O.S. § 106 for the City of Boise City, for the County of Cimarron, in the State of Oklahoma, and that the attachment hereto contains a true and correct copy of what was actually published in said legal newspaper in consecutive issues on the following dates: Sept. 27th 2017
 PUBLICATION DATES: (list dates of insertion)

PUBLICATION FEE: \$ 74.55

Blake Wells
 Editor, Publisher or Authorized Agent



COUNTY OF OKLAHOMA
 COUNTY OF CIMARRON
 Subscribed and sworn to before me this 29 day of 09, 2017

Kristin Turner
 Notary Public
 My Commission expires: 02 18, 2018
 Commission # 14001633

PUBLICATION SHEET - CIMARRON COUNTY, OKLAHOMA
 FINANCIAL STATEMENT OF THE VARIOUS FUNDS FOR THE FISCAL YEAR ENDING JUNE 30, 2017, AND ESTIMATE OF NEEDS
 FOR THE FISCAL YEAR ENDING JUNE 30, 2018, OF THE GOVERNING BOARD OF
 CIMARRON COUNTY, OKLAHOMA

EXHIBIT "Z" STATEMENT OF FINANCIAL CONDITION AS OF JUNE 30, 2017

	GENERAL FUND		BUILDING FUND		EMS FUND		HEALTH FUND	
	Detail	Detail	Detail	Detail	Detail	Detail	Detail	Detail
Cash Balance June 30, 2017	\$ 444,089.85	\$ -	\$ -	\$ 222,102.67	\$ -	\$ -	\$ -	\$ -
Investments	\$ -	\$ -	\$ -	\$ -	\$ -	\$ -	\$ -	\$ -
TOTAL ASSETS	\$ 444,089.85	\$ -	\$ -	\$ 222,102.67	\$ -	\$ -	\$ -	\$ -
LIABILITIES AND RESERVES:								
Warrants Outstanding	\$ 68,840.79	\$ -	\$ -	\$ 1,241.90	\$ -	\$ -	\$ -	\$ -
Reserve for Interest on Warrants	\$ -	\$ -	\$ -	\$ -	\$ -	\$ -	\$ -	\$ -
Reserve from Schedule #	\$ -	\$ -	\$ -	\$ -	\$ -	\$ -	\$ -	\$ -
TOTAL LIABILITIES AND RESERVES	\$ 68,840.79	\$ -	\$ -	\$ 1,241.90	\$ -	\$ -	\$ -	\$ -
CASH FUND BALANCE (DEBIT) JUNE 30, 2017	\$ 375,249.06	\$ -	\$ -	\$ 220,860.77	\$ -	\$ -	\$ -	\$ -

ESTIMATED NEEDS FOR FISCAL YEAR ENDING JUNE 30, 2017			
GENERAL FUND	GENERAL FUND	SINKING FUND BALANCE SHEET	SINKING FUND
Current Expense	\$ 1,106,610.69	1. Cash Balance on Hand June 30, 2017	\$ -
Reserve for Int. on Warrants & Revaluation	\$ -	2. Legal Investments Properly Maturing	\$ -
Total Required	\$ 1,106,610.69	3. Judgments Paid to Recover by Tax Levy	\$ -
FINANCED:		4. Total Liquid Assets	\$ -
Cash Fund Balance	\$ 375,249.06	5. a. Past-Due Coupons	\$ -
Estimated Miscellaneous Revenue	\$ 124,796.52	6. b. Interest Accrued Thereon	\$ -
Total Deductions	\$ 497,545.58	7. c. Past-Due Bonds	\$ -
Balance to Raise from Ad Valorem Tax	\$ 609,065.11	8. d. Interest Thereon After Last Coupon	\$ -
ESTIMATED MISCELLANEOUS REVENUE:		9. e. Fiscal Agency Commissions on Above	\$ -
1000 Charges for Services	\$ 23,205.06	10. f. Judgments and Int. Levied for Unpaid	\$ -
2000 Local Sources of Revenue	\$ 53,641.87	11. Total Items # 1 Through 7	\$ -
3000 State Sources of Revenue	\$ 38,015.80	12. Balance of Assets Subject to Accruals	\$ -
4000 Federal Sources of Revenue	\$ -	13. a. Earned Unamortized Interest	\$ -
5000 Miscellaneous Revenue	\$ 9,933.79	14. b. Accrual on Final Coupons	\$ -
6111 Contributions from Other Funds	\$ -	15. c. Accrual on Unamortized Bonds	\$ -
Total Estimated Revenue	\$ 124,796.52	16. Total Items # 1 Through 15	\$ -
INDUSTRIAL DEVELOPMENT BONDS		17. Excess of Assets Over Accrual Reserves**	\$ -
Cash Balance on Hand June 30, 2017	\$ -	SINKING FUND REQUIREMENTS FOR 2017-2018	
Legal Investments Properly Maturing	\$ -	1. Interest Earnings on Bonds	\$ -
Total Liquid Assets	\$ -	2. Accrual on Unamortized Bonds	\$ -
Deduct Matured Indebtedness	\$ -	3. Annual Accrual on "Prepaid" Judgments	\$ -
a. Past-Due Coupons	\$ -	4. Annual Accrual on "Unpaid" Judgments	\$ -
b. Interest Accrued Thereon	\$ -	5. Interest on Unpaid Judgments	\$ -
c. Past-Due Bonds	\$ -	6. Annual Accrual From Exhibit KK	\$ -
d. Interest Thereon After Last Coupon	\$ -	Total Sinking Fund Requirements	\$ -
e. Fiscal Agency Commissions on Above	\$ -	Deduct:	
f. Balance of Assets Subject to Accruals	\$ -	1. Excess of Assets Over Liabilities	\$ -
g. Earned Unamortized Interest	\$ -	2. Surplus Building Fund Cash	\$ -
h. Accrual on Final Coupons	\$ -	Balance to Raise by Tax Levy	\$ -
i. Accrual on Unamortized Bonds	\$ -		
j. Excess of Assets Over Accrual Reserves*	\$ -		

* If line 14 is less than the sum of lines g, h, i, after omitting "b" deduct the following each in turn from line 4, "Total Liquid Assets"

	INDUSTRIAL BOND FUND
13d. j. Unamortized Coupons Due Before 4-1-2018	\$ -
14d. k. Unamortized Bonds So Due	\$ -
15d. l. Whatever Remains is for Exhibit KK Line E	\$ -
16d. Deficit as Shown on Industrial Bonds Balance Sheet	\$ -
17d. Less Cash Requirements for Current Fiscal Year in Excess of Cash on Hand (From Line 15d Above)	\$ -
18d. Remaining Deficit is for Exhibit KK Line F	\$ -

CERTIFICATE - GOVERNING BOARD
 STATE OF OKLAHOMA, COUNTY OF CIMARRON, ss:

#VALUE:

 Chairman of Board

 Commissioner

 Notary Public

Subscribed and sworn to before me this 20 day of June, 2017.

 County Clerk

Required to be published in a legally-qualified newspaper printed in the County, or one issue published in a legally-qualified newspaper of general circulation in the County.

S.A.A.I. Form 2631R97 Entry: Cimarron County, 13

PUBLICATION SHEET - CIMARRON COUNTY, OKLAHOMA
 FINANCIAL STATEMENT OF THE VARIOUS FUNDS FOR THE FISCAL YEAR ENDING JUNE 30, 2017, AND ESTIMATE OF NEED
 FOR THE FISCAL YEAR ENDING JUNE 30, 2018, OF THE GOVERNING BOARD OF
 CIMARRON COUNTY, OKLAHOMA

EXHIBIT "Z" STATEMENT OF FINANCIAL CONDITION AS OF JUNE 30, 2017

	GENERAL FUND		BUILDING FUND		EMS FUND		HEALTH FUND	
	Detail	Detail	Detail	Detail	Detail	Detail	Detail	Detail
Cash Balance June 30, 2017	\$ 444,089.85	\$ -	\$ -	\$ 222,102.67	\$ -	\$ -	\$ -	\$ -
Investments	\$ -	\$ -	\$ -	\$ -	\$ -	\$ -	\$ -	\$ -
TOTAL ASSETS	\$ 444,089.85	\$ -	\$ -	\$ 222,102.67	\$ -	\$ -	\$ -	\$ -
LIABILITIES AND RESERVES:								
Warrants Outstanding	\$ 68,840.79	\$ -	\$ -	\$ 1,241.90	\$ -	\$ -	\$ -	\$ -
Reserve for Interest on Warrants	\$ -	\$ -	\$ -	\$ -	\$ -	\$ -	\$ -	\$ -
Reserve from Schedule #	\$ -	\$ -	\$ -	\$ -	\$ -	\$ -	\$ -	\$ -
TOTAL LIABILITIES AND RESERVES	\$ 68,840.79	\$ -	\$ -	\$ 1,241.90	\$ -	\$ -	\$ -	\$ -
CASH FUND BALANCE (DEBIT) JUNE 30, 2017	\$ 375,249.06	\$ -	\$ -	\$ 220,860.77	\$ -	\$ -	\$ -	\$ -

ESTIMATED NEEDS FOR FISCAL YEAR ENDING JUNE 30, 2017			
GENERAL FUND	GENERAL FUND	SINKING FUND BALANCE SHEET	SINKING FUND
Current Expense	\$ 1,106,610.69	1. Cash Balance on Hand June 30, 2017	\$ -
Reserve for Int. on Warrants & Revaluation	\$ -	2. Legal Investments Properly Maturing	\$ -
Total Required	\$ 1,106,610.69	3. Judgments Paid to Recover by Tax Levy	\$ -
FINANCED:		4. Total Liquid Assets	\$ -
Cash Fund Balance	\$ 375,249.06	5. a. Past-Due Coupons	\$ -
Estimated Miscellaneous Revenue	\$ 124,796.52	6. b. Interest Accrued Thereon	\$ -
Total Deductions	\$ 497,545.58	7. c. Past-Due Bonds	\$ -
Balance to Raise from Ad Valorem Tax and Co-op Fund Balance	\$ 609,065.11	8. d. Interest Thereon After Last Coupon	\$ -
ESTIMATED MISCELLANEOUS REVENUE:		9. e. Fiscal Agency Commissions on Above	\$ -
1000 Charges for Services	\$ 23,205.06	10. f. Judgments and Int. Levied for Unpaid	\$ -
2000 Local Sources of Revenue	\$ 53,641.87	11. Total Items # 1 Through 7	\$ -
3000 State Sources of Revenue	\$ 38,015.80	12. Balance of Assets Subject to Accruals	\$ -
4000 Federal Sources of Revenue	\$ -	13. a. Earned Unamortized Interest	\$ -
5000 Miscellaneous Revenue	\$ 9,933.79	14. b. Accrual on Final Coupons	\$ -
6111 Contributions from Other Funds	\$ -	15. c. Accrual on Unamortized Bonds	\$ -
Total Estimated Revenue	\$ 124,796.52	16. Total Items # 1 Through 15	\$ -
INDUSTRIAL DEVELOPMENT BONDS		17. Excess of Assets Over Accrual Reserves**	\$ -
Cash Balance on Hand June 30, 2017	\$ -	SINKING FUND REQUIREMENTS FOR 2017-2018	
Legal Investments Properly Maturing	\$ -	1. Interest Earnings on Bonds	\$ -
Total Liquid Assets	\$ -	2. Accrual on Unamortized Bonds	\$ -
Deduct Matured Indebtedness	\$ -	3. Annual Accrual on "Prepaid" Judgments	\$ -
a. Past-Due Coupons	\$ -	4. Annual Accrual on "Unpaid" Judgments	\$ -
b. Interest Accrued Thereon	\$ -	5. Interest on Unpaid Judgments	\$ -
c. Past-Due Bonds	\$ -	6. Annual Accrual From Exhibit KK	\$ -
d. Interest Thereon After Last Coupon	\$ -	Total Sinking Fund Requirements	\$ -
e. Fiscal Agency Commissions on Above	\$ -	Deduct:	
f. Balance of Assets Subject to Accruals	\$ -	1. Excess of Assets Over Liabilities	\$ -
g. Earned Unamortized Interest	\$ -	2. Surplus Building Fund Cash	\$ -
h. Accrual on Final Coupons	\$ -	Balance to Raise by Tax Levy	\$ -
i. Accrual on Unamortized Bonds	\$ -		
j. Excess of Assets Over Accrual Reserves*	\$ -		

RESOLUTION 0617.1

WHEREAS, the Cimarron County EMS District Board of Cimarron County, Oklahoma, is required and has the power to make all orders respecting the 2017-2018 Estimate of Needs for Cimarron County EMS District.


WHEREAS, the Cimarron County EMS District Board of Cimarron County, Oklahoma, does hereby deem it necessary to levy 2.50 mills to finance the 2017-2018 Appropriations and to set aside surplus cash for the purchase of needed equipment.

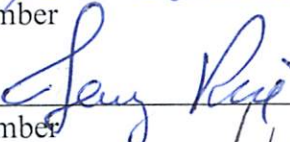
THEREFORE, after due consideration and deeming it to be for the best interest of Cimarron County, Oklahoma, the Cimarron County EMS District Board does hereby pass and approve the above Resolution in Regular Session this 8th day of June, 2017.


BY THE CIMARRON COUNTY EMS DISTRICT BOARD
CIMARRON COUNTY, OKLAHOMA


Chairman


Member


Member


Member


Member

GENERAL FUND ACCOUNTS COVERING THE PERIOD JULY 1, 2016, to JUNE 30, 2017
ESTIMATE OF NEEDS FOR 2017-2018

EXHIBIT "A"

PAGE 1

Schedule 1, Current Balance Sheet - June 30, 2017		Amount
ASSETS:		
Cash Balance June 30, 2017	\$	444,089.85
Investments	\$	-
TOTAL ASSETS	\$	444,089.85
LIABILITIES AND RESERVES:		
Warrants Outstanding	\$	68,840.79
Reserve for Interest on Warrants	\$	-
Reserves From Schedule 8	\$	2,500.00
TOTAL LIABILITIES AND RESERVES	\$	71,340.79
CASH FUND BALANCE JUNE 30, 2017	\$	372,749.06
TOTAL LIABILITIES, RESERVES AND CASH FUND BALANCE	\$	444,089.85

Schedule 2, Revenue and Requirements - 2017-2018		
	Detail	Total
REVENUE:		
Cash Balance June 30, 2016	\$ -	
Cash Fund Balance Transferred From Prior Years	\$ 396,203.70	
Current Ad Valorem Tax Apportioned	\$ 599,245.73	
Miscellaneous Revenue Apportioned	\$ 209,236.80	
TOTAL REVENUE		\$ 1,204,686.23
REQUIREMENTS:		
Claims Paid by Warrants Issued	\$ 829,437.17	
Reserves From Schedule 8	\$ 2,500.00	
Interest Paid on Warrants	\$ -	
Reserve for Interest on Warrants	\$ -	
TOTAL REQUIREMENTS		\$ 831,937.17
ADD: CASH FUND BALANCE AS PER BALANCE SHEET 6-30-2017		\$ 372,749.06
TOTAL REQUIREMENTS AND CASH FUND BALANCE		\$ 1,204,686.23

Schedule 3, Cash Fund Balance Analysis - June 30, 2017		Amount
ADDITIONS:		
Miscellaneous Revenue Collected in Excess of Estimates-Net	\$	89,382.97
Warrants Estopped, Cancelled or Converted	\$	-
Fiscal Year 2016-2017 Lapsed Appropriations	\$	257,670.76
Fiscal Year 2015-2016 Lapsed Appropriations	\$	692.41
Ad Valorem Tax Collections in Excess of Estimate	\$	26,504.68
Prior Years Ad Valorem Tax	\$	3,612.32
TOTAL ADDITIONS	\$	377,863.14
DEDUCTIONS:		
Supplemental Appropriations	\$	5,114.68
Current Tax in Process of Collection	\$	-
TOTAL DEDUCTIONS	\$	5,114.68
Cash Fund Balance as per Balance Sheet 6-30-2017	\$	372,749.06
Composition of Cash Fund Balance:		
Cash	\$	372,749.06
Cash Fund Balance as per Balance Sheet 6-30-2017	\$	372,749.06

EXHIBIT "A"

2a

Schedule 4, Miscellaneous Revenue		
SOURCE	2016-2017 ACCOUNT	
	AMOUNT	ACTUALLY
	ESTIMATED	COLLECTED
1000 CHARGES FOR SERVICES		
1111 County Clerk Fees	\$ 18,589.56	\$ 24,435.97
1112 Sheriff Fees	\$ -	\$ -
1113 County Treasurer Fees	\$ 843.50	\$ 1,322.25
1114 Court Clerk Costs and Fees	\$ 1,783.22	\$ 1,653.10
1115 District Attorney Fees	\$ 343.00	\$ -
1116 County Engineer Fees (Ref. Planning Commission)	\$ -	\$ -
1117 County Health Fees	\$ -	\$ -
1118 Other-	\$ -	\$ -
1119 Other- OLETS	\$ 1,470.00	\$ 1,400.00
1120 Other- Tax costs	\$ 115.50	\$ 195.00
Total Charges For Services	\$ 23,144.78	\$ 29,006.32
INTERGOVERNMENTAL REVENUES		
2000 INTERGOVERNMENTAL REVENUES - LOCAL SOURCES:		
2111 Court Fund Fees	\$ -	\$ -
2112 Housing Authority Payments in Lieu of Tax Revenue	\$ -	\$ -
2113 Revaluation of Real Property Reimbursements	\$ 19,398.72	\$ 25,072.34
2114 Visual Inspection	\$ -	\$ -
2115 M & M Lien Fees	\$ -	\$ -
2116 Assignment Fees	\$ -	\$ -
2117 School Deputy Reimbursement	\$ -	\$ -
2118 O.S.U Extension Reimbursement	\$ -	\$ -
2119 County Library Fines	\$ -	\$ -
2120 Public Health Contributions	\$ -	\$ -
2121 Highway Budget Account Miscellaneous	\$ -	\$ -
2122 Other - Dispatching	\$ 29,365.00	\$ 41,980.00
2123 Other -	\$ -	\$ -
2124 Other -	\$ -	\$ -
Total - Local Sources	\$ 48,763.72	\$ 67,052.34
3000 INTERGOVERNMENTAL REVENUES - STATE SOURCES:		
3111 County Sales Tax - OTC	\$ -	\$ -
3112 Motor Vehicle Collections for Counties - OTC Code 0815	\$ 2,037.64	\$ 3,554.63
3113 Boat & Motor License - OTC Code 6415	\$ -	\$ -
3114 Vehicle Registration (Title Fees) - OTC Code 6815	\$ -	\$ -
3115 Aircraft License and Registration - OTC Code 6615	\$ -	\$ -
3116 Motor Vehicle Stamps - OTC	\$ 54.03	\$ 17.15
3117 Other - OTC Use Tax	\$ -	\$ -
3118 Other - OTC Cigarette and tobacco tax	\$ 2,984.01	\$ 3,966.56
3119 Other - OTC	\$ -	\$ -
Sub-Total - OTC	\$ 5,075.68	\$ 7,538.34
3211 Fish and Game Fines	\$ -	\$ -
3212 State Election Reimbursement	\$ 23,210.82	\$ 30,601.44
3213 State Payments in Lieu of Tax Revenue	\$ 6,762.69	\$ 9,379.97
3214 Homestead Exemption Reimbursement	\$ -	\$ -
3215 Additional Homestead Exemption Reimbursement	\$ -	\$ -
3216 Transportation of Juveniles	\$ -	\$ -
3217 Documentary Stamps	\$ -	\$ -
3218 Farm Implement Tax Stamps	\$ -	\$ -
3219 State Grants	\$ -	\$ -

Continued on page 2b

#####

GENERAL FUND ACCOUNTS COVERING THE PERIOD JULY 1, 2016, to JUNE 30, 2017
ESTIMATE OF NEEDS FOR 2017-2018

2016-2017 ACCOUNT OVER (UNDER)	BASIS AND LIMIT OF ENSUING ESTIMATE	2017-2018 ACCOUNT		
		CHARGEABLE INCOME	ESTIMATED BY GOVERNING BOARD	APPROVED BY EXCISE BOARD
\$ 5,846.41	80.00%	\$ -	\$ 19,548.78	\$ 19,548.78
\$ -	90.00%	\$ -	\$ -	\$ -
\$ 478.75	80.00%	\$ -	\$ 1,057.80	\$ 1,057.80
\$ (130.12)	80.00%	\$ -	\$ 1,322.48	\$ 1,322.48
\$ (343.00)	90.00%	\$ -	\$ -	\$ -
\$ -	90.00%	\$ -	\$ -	\$ -
\$ -	90.00%	\$ -	\$ -	\$ -
\$ -	90.00%	\$ -	\$ -	\$ -
\$ (70.00)	80.00%	\$ -	\$ 1,120.00	\$ 1,120.00
\$ 79.50	80.00%	\$ -	\$ 156.00	\$ 156.00
\$ 5,861.54		\$ -	\$ 23,205.06	\$ 23,205.06
\$ -	90.00%	\$ -	\$ -	\$ -
\$ -	90.00%	\$ -	\$ -	\$ -
\$ 5,673.62	80.00%	\$ -	\$ 20,057.87	\$ 20,057.87
\$ -	90.00%	\$ -	\$ -	\$ -
\$ -	90.00%	\$ -	\$ -	\$ -
\$ -	90.00%	\$ -	\$ -	\$ -
\$ -	90.00%	\$ -	\$ -	\$ -
\$ -	90.00%	\$ -	\$ -	\$ -
\$ -	90.00%	\$ -	\$ -	\$ -
\$ -	90.00%	\$ -	\$ -	\$ -
\$ -	90.00%	\$ -	\$ -	\$ -
\$ 12,615.00	80.00%	\$ -	\$ 33,584.00	\$ 33,584.00
\$ -	90.00%	\$ -	\$ -	\$ -
\$ -	90.00%	\$ -	\$ -	\$ -
\$ 18,288.62		\$ -	\$ 53,641.87	\$ 53,641.87
\$ -	90.00%	\$ -	\$ -	\$ -
\$ 1,516.99	80.00%	\$ -	\$ 2,843.70	\$ 2,843.70
\$ -	90.00%	\$ -	\$ -	\$ -
\$ -	90.00%	\$ -	\$ -	\$ -
\$ -	90.00%	\$ -	\$ -	\$ -
\$ (36.88)	80.00%	\$ -	\$ 13.72	\$ 13.72
\$ -	90.00%	\$ -	\$ -	\$ -
\$ 982.55	80.00%	\$ -	\$ 3,173.25	\$ 3,173.25
\$ -	90.00%	\$ -	\$ -	\$ -
\$ 2,462.66		\$ -	\$ 6,030.67	\$ 6,030.67
\$ -	90.00%	\$ -	\$ -	\$ -
\$ 7,390.62	80.00%	\$ -	\$ 24,481.15	\$ 24,481.15
\$ 2,617.28	80.00%	\$ -	\$ 7,503.98	\$ 7,503.98
\$ -	90.00%	\$ -	\$ -	\$ -
\$ -	90.00%	\$ -	\$ -	\$ -
\$ -	90.00%	\$ -	\$ -	\$ -
\$ -	90.00%	\$ -	\$ -	\$ -
\$ -	90.00%	\$ -	\$ -	\$ -
\$ -	90.00%	\$ -	\$ -	\$ -

Schedule 4, Miscellaneous Revenue		
SOURCE	2016-2017 ACCOUNT	
	AMOUNT ESTIMATED	ACTUALLY COLLECTED
Continued from page 2a		
3220 District Attorney Reimbursement - State	\$ -	\$ -
3221 Civil Defense Reimbursement	\$ -	\$ -
3222 Emergency Management Reimbursement	\$ -	\$ -
3223 Food Stamp Reimbursement	\$ -	\$ -
3224 Tick Eradication Reimbursement	\$ -	\$ -
3225 Welfare Agencies Miscellaneous	\$ -	\$ -
3226 Other -	\$ -	\$ -
3227 Other -	\$ -	\$ -
3228 Other -	\$ -	\$ -
Total State Sources	\$ 35,049.19	\$ 47,519.75
4000 INTERGOVERNMENTAL REVENUES - FEDERAL SOURCES:		
4111 Flood Control	\$ -	\$ -
4112 Federal Grants	\$ -	\$ -
4113 Federal Payments in Lieu of Tax Revenues	\$ -	\$ -
4114 Bureau of Land Management	\$ -	\$ -
4115 District Attorney Reimbursement - Federal	\$ -	\$ -
4116 J.T.P.A. Salary Reimbursement	\$ -	\$ -
4117 Other -	\$ -	\$ -
4118 Other -	\$ -	\$ -
4119 Other -	\$ -	\$ -
Total Federal Sources	\$ -	\$ -
Grand Total Intergovernmental Revenues	\$ 83,812.91	\$ 114,572.09
5000 MISCELLANEOUS REVENUE:		
5111 Interest on Investments	\$ 4,671.07	\$ 53,241.15
5112 Rental or Lease of County Property	\$ 175.00	\$ 7,297.32
5113 Sale of County Property	\$ 0.72	\$ -
5114 Royalty	\$ -	\$ -
5115 Individual Redemption	\$ -	\$ -
5116 Insurance Recoveries	\$ -	\$ -
5117 Insurance Reimbursements	\$ -	\$ -
5118 Public Finance Authority Reimbursement	\$ -	\$ -
5119 Rural Fire Runs	\$ -	\$ -
5120 Copies	\$ -	\$ -
5121 Return Check Charges	\$ -	\$ -
5122 Mowing & Trash Reimbursement	\$ -	\$ -
5123 Utility Reimbursements	\$ 497.92	\$ 666.30
5124 Resale Property Fund Distribution	\$ -	\$ -
5125 Board of Prisoners	\$ 2,362.50	\$ -
5126 Fuel / Sheriff	\$ -	\$ 225.36
5127 EMS Fee for payroll	\$ -	\$ 900.00
5128 Juvenile reimb	\$ -	\$ 545.92
5129 Other - Payments / reimb	\$ 4,143.57	\$ 1,084.38
5130 Other - Postage and OT	\$ 783.52	\$ 1,697.96
5131 Other - Misc.	\$ 261.84	\$ -
Total Miscellaneous Revenue	\$ 12,896.14	\$ 65,658.39
6000 NON-REVENUE RECEIPTS:		
6111 Transfers	\$ -	\$ -
Grand Total General Fund	\$ 119,853.83	\$ 209,236.80

GENERAL FUND ACCOUNTS COVERING THE PERIOD JULY 1, 2016, to JUNE 30, 2017
ESTIMATE OF NEEDS FOR 2017-2018

2016-2017 ACCOUNT OVER (UNDER)	BASIS AND LIMIT OF ENSUING ESTIMATE	2017-2018 ACCOUNT		
		CHARGEABLE INCOME	ESTIMATED BY GOVERNING BOARD	APPROVED BY EXCISE BOARD
\$ -	90.00%	\$ -	\$ -	\$ -
\$ -	90.00%	\$ -	\$ -	\$ -
\$ -	90.00%	\$ -	\$ -	\$ -
\$ -	90.00%	\$ -	\$ -	\$ -
\$ -	90.00%	\$ -	\$ -	\$ -
\$ -	90.00%	\$ -	\$ -	\$ -
\$ -	90.00%	\$ -	\$ -	\$ -
\$ -	90.00%	\$ -	\$ -	\$ -
\$ -	90.00%	\$ -	\$ -	\$ -
\$ -	90.00%	\$ -	\$ -	\$ -
\$ 12,470.56		\$ -	\$ 38,015.80	\$ 38,015.80
\$ -	90.00%	\$ -	\$ -	\$ -
\$ -	90.00%	\$ -	\$ -	\$ -
\$ -	90.00%	\$ -	\$ -	\$ -
\$ -	90.00%	\$ -	\$ -	\$ -
\$ -	90.00%	\$ -	\$ -	\$ -
\$ -	90.00%	\$ -	\$ -	\$ -
\$ -	90.00%	\$ -	\$ -	\$ -
\$ -	90.00%	\$ -	\$ -	\$ -
\$ -	90.00%	\$ -	\$ -	\$ -
\$ 30,759.18		\$ -	\$ 91,657.67	\$ 91,657.67
\$ 48,570.08	0.00%	\$ -	\$ -	\$ -
\$ 7,122.32	80.00%	\$ -	\$ 5,837.86	\$ 5,837.86
\$ (0.72)	90.00%	\$ -	\$ -	\$ -
\$ -	90.00%	\$ -	\$ -	\$ -
\$ -	90.00%	\$ -	\$ -	\$ -
\$ -	90.00%	\$ -	\$ -	\$ -
\$ -	90.00%	\$ -	\$ -	\$ -
\$ -	90.00%	\$ -	\$ -	\$ -
\$ -	90.00%	\$ -	\$ -	\$ -
\$ -	90.00%	\$ -	\$ -	\$ -
\$ -	90.00%	\$ -	\$ -	\$ -
\$ -	90.00%	\$ -	\$ -	\$ -
\$ 168.38	80.00%	\$ -	\$ 533.04	\$ 533.04
\$ -	90.00%	\$ -	\$ -	\$ -
\$ (2,362.50)	90.00%	\$ -	\$ -	\$ -
\$ 225.36	80.00%	\$ -	\$ 180.29	\$ 180.29
\$ 900.00	80.00%	\$ -	\$ 720.00	\$ 720.00
\$ 545.92	80.00%	\$ -	\$ 436.74	\$ 436.74
\$ (3,059.19)	80.00%	\$ -	\$ 867.50	\$ 867.50
\$ 914.44	80.00%	\$ -	\$ 1,358.37	\$ 1,358.37
\$ (261.84)	90.00%	\$ -	\$ -	\$ -
\$ 52,762.25		\$ -	\$ 9,933.79	\$ 9,933.79
\$ -	90.00%	\$ -	\$ -	\$ -
\$ 89,382.97		\$ -	\$ 124,796.52	\$ 124,796.52

GENERAL FUND ACCOUNTS COVERING THE PERIOD JULY 1, 2016, to JUNE 30, 2017
ESTIMATE OF NEEDS FOR 2017-2018

EXHIBIT "A"

3

Schedule 5, Expenditures General Fund Cash Accounts of Current and All Prior Years	
CURRENT AND ALL PRIOR YEARS	2016-2017
Cash Balance Reported to Excise Board 6-30-2016	\$ -
Cash Fund Balance Transferred Out	\$ -
Cash Fund Balance Transferred In	\$ -
Adjusted Cash Balance	\$ -
Ad Valorem Tax Apportioned To Year In Caption	\$ 599,245.73
Miscellaneous Revenue (Schedule 4)	\$ 209,236.80
Cash Fund Balance Forward From Preceding Year	\$ 396,203.70
Prior Expenditures Recovered	\$ -
TOTAL RECEIPTS	\$ 1,204,686.23
TOTAL RECEIPTS AND BALANCE	\$ 1,204,686.23
Warrants of Year in Caption	\$ 760,596.38
Interest Paid Thereon	\$ -
TOTAL DISBURSEMENTS	\$ 760,596.38
CASH BALANCE JUNE 30, 2017	\$ 444,089.85
Reserve for Warrants Outstanding	\$ 68,840.79
Reserve for Interest on Warrants	\$ -
Reserves From Schedule 8	\$ 2,500.00
TOTAL LIABILITES AND RESERVE	\$ 71,340.79
DEFICIT: (Red Figure)	\$ -
CASH BALANCE FORWARD TO SUCCEEDING YEAR	\$ 372,749.06

Schedule 6, General Fund Warrant Account of Current and All Prior Years	
CURRENT AND ALL PRIOR YEARS	TOTAL
Warrants Outstanding 6-30-2016 of Year in Caption	\$ 35,553.58
Warrants Registered During Year	\$ 829,869.76
TOTAL	\$ 865,423.34
Warrants Paid During Year	\$ 796,582.55
Warrants Converted to Bonds or Judgements	\$ -
Warrants Cancelled	\$ -
Warrants Estopped by Statute	\$ -
TOTAL WARRANTS RETIRED	\$ 796,582.55
BALANCE WARRANTS OUTSTANDING JUNE 30, 2017	\$ 68,840.79

Schedule 7, 2016 Ad Valorem Tax Account			
2016 Net Valuation Certified To County Excise Board	60,578,381.00	10.400 Mills	Amount
Total Proceeds of Levy as Certified			\$ 630,015.16
Additions:			\$ -
Deductions:			\$ -
Gross Balance Tax			\$ 630,015.16
Less Reserve for Delinquent Tax			\$ 57,274.11
Reserve for Protest Pending			\$ -
Balance Available Tax			\$ 572,741.05
Deduct 2016 Tax Apportioned			\$ 599,245.73
Net Balance 2016 Tax in Process of Collection or			\$ -
Excess Collections			\$ 26,504.68

S.A.&I. Form 2631R97 Entity: Cimarron County, 13

#####

Schedule 8(a), Report Of Prior Year's Expenditures				
DEPARTMENTS OF GOVERNMENT APPROPRIATED ACCOUNTS	FISCAL YEAR ENDING JUNE 30, 2016			ORIGINAL APPROPRIATIONS
	RESERVES	WARRANTS	BALANCE	
	6-30-2016	SINCE ISSUED	LAPSED APPROPRIATIONS	
01 DISTRICT ATTORNEY - STATE:				
01a Personal Services	\$ -	\$ -	\$ -	\$ -
01b Part Time Help	\$ -	\$ -	\$ -	\$ -
01c Travel	\$ -	\$ -	\$ -	\$ -
01d Maintenance and Operation	\$ -	\$ -	\$ -	\$ 50.00
01e Capital Outlay	\$ -	\$ -	\$ -	\$ 50.00
01f Intergovernmental	\$ -	\$ -	\$ -	\$ -
01g Other-	\$ -	\$ -	\$ -	\$ -
01 Total	\$ -	\$ -	\$ -	\$ 100.00
02 DISTRICT ATTORNEY - COUNTY:				
02a Personal Services	\$ -	\$ -	\$ -	\$ -
02b Part Time Help	\$ -	\$ -	\$ -	\$ -
02c Travel	\$ -	\$ -	\$ -	\$ -
02d Maintenance and Operation	\$ -	\$ -	\$ -	\$ -
02e Capital Outlay	\$ -	\$ -	\$ -	\$ -
02f Intergovernmental	\$ -	\$ -	\$ -	\$ 3,225.00
02g Law Library	\$ -	\$ -	\$ -	\$ -
02h Other-	\$ -	\$ -	\$ -	\$ -
02 Total	\$ -	\$ -	\$ -	\$ 3,225.00
04 COUNTY SHERIFF:				
04a Personal Services	\$ -	\$ -	\$ -	\$ 170,451.36
04b Part Time Help	\$ -	\$ -	\$ -	\$ 17,000.00
04c Travel	\$ -	\$ -	\$ -	\$ 7,200.00
04d Maintenance and Operation	\$ 1,000.00	\$ 334.69	\$ 665.31	\$ 17,000.00
04e Capital Outlay	\$ -	\$ -	\$ -	\$ -
04f Intergovernmental	\$ -	\$ -	\$ -	\$ -
04g Sheriff's Fees	\$ -	\$ -	\$ -	\$ -
04h Board of Prisoners	\$ -	\$ -	\$ -	\$ -
04i Other -	\$ -	\$ -	\$ -	\$ -
04 Total	\$ 1,000.00	\$ 334.69	\$ 665.31	\$ 211,651.36
06 COUNTY TREASURER:				
06a Personal Services	\$ -	\$ -	\$ -	\$ 57,888.96
06b Part Time Help	\$ -	\$ -	\$ -	\$ -
06c Travel	\$ -	\$ -	\$ -	\$ 4,800.00
06d Maintenance and Operation	\$ -	\$ -	\$ -	\$ -
06e Capital Outlay	\$ -	\$ -	\$ -	\$ -
06f Intergovernmental	\$ -	\$ -	\$ -	\$ -
06g Other -	\$ -	\$ -	\$ -	\$ -
06 Total	\$ -	\$ -	\$ -	\$ 62,688.96
08 COUNTY COMMISSIONERS:				
08a Personal Services	\$ -	\$ -	\$ -	\$ -
08b Part Time Help	\$ -	\$ -	\$ -	\$ -
08c Travel	\$ -	\$ -	\$ -	\$ -
08d Maintenance and Operation	\$ -	\$ -	\$ -	\$ -
08e Capital Outlay	\$ -	\$ -	\$ -	\$ -
08f Intergovernmental	\$ -	\$ -	\$ -	\$ -
08g Other -	\$ -	\$ -	\$ -	\$ -
08 Total	\$ -	\$ -	\$ -	\$ -

GENERAL FUND ACCOUNTS COVERING THE PERIOD JULY 1, 2016, to JUNE 30, 2017
ESTIMATE OF NEEDS FOR 2017-2018

FISCAL YEAR ENDING JUNE 30, 2017						Governmental Budget Accounts FISCAL YEAR 2017-2018	
SUPPLEMENTAL ADJUSTMENTS		NET AMOUNT OF APPROPRIATIONS	WARRANTS ISSUED	RESERVES	LAPSED BALANCE KNOWN TO BE UNENCUMBERED	NEEDS AS ESTIMATED BY GOVERNING BOARD	APPROVED BY COUNTY EXCISE BOARD
ADDED	CANCELLED						
\$ -	\$ -	\$ -	\$ -	\$ -	\$ -	\$ -	\$ -
\$ -	\$ -	\$ -	\$ -	\$ -	\$ -	\$ -	\$ -
\$ -	\$ -	\$ -	\$ -	\$ -	\$ -	\$ -	\$ -
\$ -	\$ -	\$ 50.00	\$ -	\$ -	\$ 50.00	\$ 100.00	\$ 100.00
\$ -	\$ -	\$ 50.00	\$ -	\$ -	\$ 50.00	\$ -	\$ -
\$ -	\$ -	\$ -	\$ -	\$ -	\$ -	\$ -	\$ -
\$ -	\$ -	\$ -	\$ -	\$ -	\$ -	\$ -	\$ -
\$ -	\$ -	\$ 100.00	\$ -	\$ -	\$ 100.00	\$ 100.00	\$ 100.00
\$ -	\$ -	\$ -	\$ -	\$ -	\$ -	\$ -	\$ -
\$ -	\$ -	\$ -	\$ -	\$ -	\$ -	\$ -	\$ -
\$ -	\$ -	\$ -	\$ -	\$ -	\$ -	\$ -	\$ -
\$ -	\$ -	\$ -	\$ -	\$ -	\$ -	\$ -	\$ -
\$ -	\$ -	\$ 3,225.00	\$ 3,006.27	\$ -	\$ 218.73	\$ 3,225.00	\$ 3,225.00
\$ -	\$ -	\$ -	\$ -	\$ -	\$ -	\$ -	\$ -
\$ -	\$ -	\$ -	\$ -	\$ -	\$ -	\$ -	\$ -
\$ -	\$ -	\$ 3,225.00	\$ 3,006.27	\$ -	\$ 218.73	\$ 3,225.00	\$ 3,225.00
\$ 4,884.50	\$ -	\$ 175,335.86	\$ 173,418.72	\$ -	\$ 1,917.14	\$ 178,973.16	\$ 178,973.16
\$ -	\$ 4,884.50	\$ 12,115.50	\$ 6,168.19	\$ -	\$ 5,947.31	\$ 15,000.00	\$ 15,000.00
\$ -	\$ -	\$ 7,200.00	\$ 7,200.00	\$ -	\$ -	\$ 7,200.00	\$ 7,200.00
\$ 3,528.36	\$ -	\$ 20,528.36	\$ 16,503.47	\$ 2,500.00	\$ 1,524.89	\$ 17,000.00	\$ 17,000.00
\$ -	\$ -	\$ -	\$ -	\$ -	\$ -	\$ -	\$ -
\$ -	\$ -	\$ -	\$ -	\$ -	\$ -	\$ -	\$ -
\$ -	\$ -	\$ -	\$ -	\$ -	\$ -	\$ -	\$ -
\$ -	\$ -	\$ -	\$ -	\$ -	\$ -	\$ -	\$ -
\$ -	\$ -	\$ -	\$ -	\$ -	\$ -	\$ -	\$ -
\$ -	\$ -	\$ -	\$ -	\$ -	\$ -	\$ -	\$ -
\$ 8,412.86	\$ 4,884.50	\$ 215,179.72	\$ 203,290.38	\$ 2,500.00	\$ 9,389.34	\$ 218,173.16	\$ 218,173.16
\$ -	\$ -	\$ 57,888.96	\$ 57,888.96	\$ -	\$ -	\$ 47,275.86	\$ 47,275.86
\$ -	\$ -	\$ -	\$ -	\$ -	\$ -	\$ -	\$ -
\$ -	\$ -	\$ 4,800.00	\$ 4,800.00	\$ -	\$ -	\$ 4,800.00	\$ 4,800.00
\$ -	\$ -	\$ -	\$ -	\$ -	\$ -	\$ -	\$ -
\$ -	\$ -	\$ -	\$ -	\$ -	\$ -	\$ -	\$ -
\$ -	\$ -	\$ -	\$ -	\$ -	\$ -	\$ -	\$ -
\$ -	\$ -	\$ -	\$ -	\$ -	\$ -	\$ -	\$ -
\$ -	\$ -	\$ 62,688.96	\$ 62,688.96	\$ -	\$ -	\$ 52,075.86	\$ 52,075.86
\$ -	\$ -	\$ -	\$ -	\$ -	\$ -	\$ -	\$ -
\$ -	\$ -	\$ -	\$ -	\$ -	\$ -	\$ -	\$ -
\$ -	\$ -	\$ -	\$ -	\$ -	\$ -	\$ -	\$ -
\$ -	\$ -	\$ -	\$ -	\$ -	\$ -	\$ -	\$ -
\$ -	\$ -	\$ -	\$ -	\$ -	\$ -	\$ -	\$ -
\$ -	\$ -	\$ -	\$ -	\$ -	\$ -	\$ -	\$ -
\$ -	\$ -	\$ -	\$ -	\$ -	\$ -	\$ -	\$ -

GENERAL FUND ACCOUNTS COVERING THE PERIOD JULY 1, 2016, to JUNE 30, 2017
ESTIMATE OF NEEDS FOR 2017-2018

EXHIBIT "A"

4b

Schedule 8(b), Report Of Prior Year's Expenditures				
DEPARTMENTS OF GOVERNMENT APPROPRIATED ACCOUNTS	FISCAL YEAR ENDING JUNE 30, 2016			
	RESERVES	WARRANTS	BALANCE	ORIGINAL
	6-30-2016	SINCE ISSUED	LAPSED APPROPRIATIONS	APPROPRIATIONS
09 COUNTY COMMISSIONERS O.S.U. EXTENSION:				
09a Personal Services	\$ -	\$ -	\$ -	\$ -
09b Part Time Help	\$ -	\$ -	\$ -	\$ -
09c Travel	\$ -	\$ -	\$ -	\$ 1,500.00
09d Maintenance and Operation	\$ -	\$ -	\$ -	\$ -
09e Capital Outlay	\$ -	\$ -	\$ -	\$ -
09f Intergovernmental	\$ -	\$ -	\$ -	\$ -
09g Other -	\$ -	\$ -	\$ -	\$ -
09 Total	\$ -	\$ -	\$ -	\$ 1,500.00
10 COUNTY CLERK:				
10a Personal Services	\$ -	\$ -	\$ -	\$ 60,461.76
10b Part Time Help	\$ -	\$ -	\$ -	\$ -
10c Travel	\$ -	\$ -	\$ -	\$ 5,800.00
10d Maintenance and Operation	\$ -	\$ -	\$ -	\$ -
10e Capital Outlay	\$ -	\$ -	\$ -	\$ -
10f Intergovernmental	\$ -	\$ -	\$ -	\$ -
10g Lien Fees	\$ -	\$ -	\$ -	\$ -
010h Other -	\$ -	\$ -	\$ -	\$ -
10 Total	\$ -	\$ -	\$ -	\$ 66,261.76
14 COURT CLERK:				
14a Personal Services	\$ -	\$ -	\$ -	\$ 57,888.96
14b Part Time Help	\$ -	\$ -	\$ -	\$ -
14c Travel	\$ -	\$ -	\$ -	\$ 4,800.00
14d Maintenance and Operation	\$ -	\$ -	\$ -	\$ -
14e Capital Outlay	\$ -	\$ -	\$ -	\$ -
14f Intergovernmental	\$ -	\$ -	\$ -	\$ -
14g Other -	\$ -	\$ -	\$ -	\$ -
14 Total	\$ -	\$ -	\$ -	\$ 62,688.96
16 COUNTY ASSESSOR:				
16a Personal Services	\$ -	\$ -	\$ -	\$ 57,888.96
16b Part Time Help	\$ -	\$ -	\$ -	\$ -
16c Travel	\$ -	\$ -	\$ -	\$ 11,343.00
16d Maintenance and Operation	\$ -	\$ -	\$ -	\$ 100.00
16e Capital Outlay	\$ -	\$ -	\$ -	\$ -
16f Intergovernmental	\$ -	\$ -	\$ -	\$ -
16g Other -	\$ -	\$ -	\$ -	\$ -
16h Other -	\$ -	\$ -	\$ -	\$ -
16 Total	\$ -	\$ -	\$ -	\$ 69,331.96
17 REVALUATION OF REAL PROPERTY:				
17a Personal Services	\$ -	\$ -	\$ -	\$ -
17b Part Time Help	\$ -	\$ -	\$ -	\$ 23,449.14
17c Travel	\$ -	\$ -	\$ -	\$ 2,547.50
17d Maintenance and Operation	\$ -	\$ -	\$ -	\$ 3,043.20
17e Capital Outlay	\$ -	\$ -	\$ -	\$ 6,578.92
17f Intergovernmental	\$ -	\$ -	\$ -	\$ -
17g Other -	\$ -	\$ -	\$ -	\$ -
17h Other -	\$ -	\$ -	\$ -	\$ -
17 Total	\$ -	\$ -	\$ -	\$ 35,618.76

GENERAL FUND ACCOUNTS COVERING THE PERIOD JULY 1, 2016, to JUNE 30, 2017
ESTIMATE OF NEEDS FOR 2017-2018

FISCAL YEAR ENDING JUNE 30, 2017						Governmental Budget Accounts FISCAL YEAR 2017-2018	
SUPPLEMENTAL ADJUSTMENTS		NET AMOUNT OF APPROPRIATIONS	WARRANTS ISSUED	RESERVES	LAPSED BALANCE KNOWN TO BE UNENCUMBERED	NEEDS AS ESTIMATED BY GOVERNING BOARD	APPROVED BY COUNTY EXCISE BOARD
ADDED	CANCELLED						
\$ -	\$ -	\$ -	\$ -	\$ -	\$ -	\$ -	\$ -
\$ -	\$ -	\$ -	\$ -	\$ -	\$ -	\$ -	\$ -
\$ -	\$ -	\$ 1,500.00	\$ -	\$ -	\$ 1,500.00	\$ 1,500.00	\$ 1,500.00
\$ -	\$ -	\$ -	\$ -	\$ -	\$ -	\$ -	\$ -
\$ -	\$ -	\$ -	\$ -	\$ -	\$ -	\$ -	\$ -
\$ -	\$ -	\$ -	\$ -	\$ -	\$ -	\$ -	\$ -
\$ -	\$ -	\$ -	\$ -	\$ -	\$ -	\$ -	\$ -
\$ -	\$ -	\$ 1,500.00	\$ -	\$ -	\$ 1,500.00	\$ 1,500.00	\$ 1,500.00
\$ 7,373.47	\$ -	\$ 67,835.23	\$ 67,835.23	\$ -	\$ -	\$ 66,186.24	\$ 66,186.24
\$ -	\$ -	\$ -	\$ -	\$ -	\$ -	\$ -	\$ -
\$ -	\$ -	\$ 5,800.00	\$ 5,687.58	\$ -	\$ 112.42	\$ 6,800.00	\$ 6,800.00
\$ -	\$ -	\$ -	\$ -	\$ -	\$ -	\$ -	\$ -
\$ -	\$ -	\$ -	\$ -	\$ -	\$ -	\$ -	\$ -
\$ -	\$ -	\$ -	\$ -	\$ -	\$ -	\$ -	\$ -
\$ -	\$ -	\$ -	\$ -	\$ -	\$ -	\$ -	\$ -
\$ -	\$ -	\$ -	\$ -	\$ -	\$ -	\$ -	\$ -
\$ 7,373.47	\$ -	\$ 73,635.23	\$ 73,522.81	\$ -	\$ 112.42	\$ 72,986.24	\$ 72,986.24
\$ -	\$ -	\$ 57,888.96	\$ 57,888.96	\$ -	\$ -	\$ 60,783.24	\$ 60,783.24
\$ -	\$ -	\$ -	\$ -	\$ -	\$ -	\$ -	\$ -
\$ -	\$ -	\$ 4,800.00	\$ 4,800.00	\$ -	\$ -	\$ 4,800.00	\$ 4,800.00
\$ -	\$ -	\$ -	\$ -	\$ -	\$ -	\$ -	\$ -
\$ -	\$ -	\$ -	\$ -	\$ -	\$ -	\$ -	\$ -
\$ -	\$ -	\$ -	\$ -	\$ -	\$ -	\$ -	\$ -
\$ -	\$ -	\$ -	\$ -	\$ -	\$ -	\$ -	\$ -
\$ -	\$ -	\$ 62,688.96	\$ 62,688.96	\$ -	\$ -	\$ 65,583.24	\$ 65,583.24
\$ -	\$ -	\$ 57,888.96	\$ 57,888.96	\$ -	\$ -	\$ 60,783.24	\$ 60,783.24
\$ -	\$ -	\$ -	\$ -	\$ -	\$ -	\$ -	\$ -
\$ -	\$ -	\$ 11,343.00	\$ 10,082.30	\$ -	\$ 1,260.70	\$ 8,901.17	\$ 8,901.17
\$ -	\$ -	\$ 100.00	\$ -	\$ -	\$ 100.00	\$ 100.00	\$ 100.00
\$ -	\$ -	\$ -	\$ -	\$ -	\$ -	\$ -	\$ -
\$ -	\$ -	\$ -	\$ -	\$ -	\$ -	\$ -	\$ -
\$ -	\$ -	\$ -	\$ -	\$ -	\$ -	\$ -	\$ -
\$ -	\$ -	\$ 69,331.96	\$ 67,971.26	\$ -	\$ 1,360.70	\$ 69,784.41	\$ 69,784.41
\$ -	\$ -	\$ -	\$ -	\$ -	\$ -	\$ -	\$ -
\$ -	\$ -	\$ 23,449.14	\$ 19,610.00	\$ -	\$ 3,839.14	\$ 23,845.62	\$ 23,845.62
\$ -	\$ -	\$ 2,547.50	\$ 1,573.04	\$ -	\$ 974.46	\$ 2,354.00	\$ 2,354.00
\$ -	\$ -	\$ 3,043.20	\$ 2,272.18	\$ -	\$ 771.02	\$ 3,240.70	\$ 3,240.70
\$ -	\$ -	\$ 6,578.92	\$ 6,328.92	\$ -	\$ 250.00	\$ 6,578.92	\$ 6,578.92
\$ -	\$ -	\$ -	\$ -	\$ -	\$ -	\$ -	\$ -
\$ -	\$ -	\$ -	\$ -	\$ -	\$ -	\$ -	\$ -
\$ -	\$ -	\$ -	\$ -	\$ -	\$ -	\$ -	\$ -
\$ -	\$ -	\$ 35,618.76	\$ 29,784.14	\$ -	\$ 5,834.62	\$ 36,019.24	\$ 36,019.24

GENERAL FUND ACCOUNTS COVERING THE PERIOD JULY 1, 2016, to JUNE 30, 2017
ESTIMATE OF NEEDS FOR 2017-2018

EXHIBIT "A"

4c

Schedule 8(c), Report Of Prior Year's Expenditures				
DEPARTMENTS OF GOVERNMENT APPROPRIATED ACCOUNTS	FISCAL YEAR ENDING JUNE 30, 2016			ORIGINAL APPROPRIATIONS
	RESERVES	WARRANTS	BALANCE	
	6-30-2016	SINCE ISSUED	LAPSED APPROPRIATIONS	
18 JUVENILE SHELTER BUREAU:				
18a Personal Services	\$ -	\$ -	\$ -	\$ -
18b Part Time Help	\$ -	\$ -	\$ -	\$ -
18c Travel	\$ -	\$ -	\$ -	\$ -
18d Maintenance and Operation	\$ -	\$ -	\$ -	\$ 15,000.00
18e Capital Outlay	\$ -	\$ -	\$ -	\$ -
18f Intergovernmental	\$ -	\$ -	\$ -	\$ -
18g Other -	\$ -	\$ -	\$ -	\$ -
18 Total	\$ -	\$ -	\$ -	\$ 15,000.00
19 DISTRICT COURT:				
19a Personal Services	\$ -	\$ -	\$ -	\$ -
19b Part Time Help	\$ -	\$ -	\$ -	\$ -
19c Travel	\$ -	\$ -	\$ -	\$ -
19d Maintenance and Operation	\$ -	\$ -	\$ -	\$ -
19e Capital Outlay	\$ -	\$ -	\$ -	\$ -
19f Intergovernmental	\$ -	\$ -	\$ -	\$ -
19g Other -	\$ -	\$ -	\$ -	\$ -
19 Total	\$ -	\$ -	\$ -	\$ -
20 GENERAL GOVERNMENT				
20a Personal Services	\$ -	\$ -	\$ -	\$ 25,000.00
20b Part Time Help	\$ -	\$ -	\$ -	\$ -
20c Travel	\$ -	\$ -	\$ -	\$ -
20d Maintenance and Operation	\$ -	\$ -	\$ -	\$ 106,601.91
20e Capital Outlay	\$ -	\$ -	\$ -	\$ 20,000.00
20f Intergovernmental	\$ -	\$ -	\$ -	\$ -
20g Other -	\$ -	\$ -	\$ -	\$ -
20h Other -	\$ -	\$ -	\$ -	\$ -
20i Other -	\$ -	\$ -	\$ -	\$ -
20j Other -	\$ -	\$ -	\$ -	\$ -
20 Total	\$ -	\$ -	\$ -	\$ 151,601.91
21 EXCISE - EQUALIZATION BOARD:				
21a Personal Services	\$ -	\$ -	\$ -	\$ 3,000.00
21b Part Time Help	\$ -	\$ -	\$ -	\$ -
21c Travel	\$ -	\$ -	\$ -	\$ 1,800.00
21d Maintenance and Operation	\$ -	\$ -	\$ -	\$ -
21e Capital Outlay	\$ -	\$ -	\$ -	\$ -
21f Intergovernmental	\$ -	\$ -	\$ -	\$ -
21g Other -	\$ -	\$ -	\$ -	\$ -
21 Total	\$ -	\$ -	\$ -	\$ 4,800.00
22 COUNTY ELECTION EXPENSE:				
22a Personal Services	\$ -	\$ -	\$ -	\$ 39,909.47
22b Part Time Help	\$ -	\$ -	\$ -	\$ 1,000.00
22c Travel	\$ 100.00	\$ 72.90	\$ 27.10	\$ 500.00
22d Maintenance and Operation	\$ 25.00	\$ 25.00	\$ -	\$ 1,800.00
22e Capital Outlay	\$ -	\$ -	\$ -	\$ 1.00
22f Intergovernmental	\$ -	\$ -	\$ -	\$ -
22g Other -	\$ -	\$ -	\$ -	\$ -
22 Total	\$ 125.00	\$ 97.90	\$ 27.10	\$ 43,210.47

GENERAL FUND ACCOUNTS COVERING THE PERIOD JULY 1, 2016, to JUNE 30, 2017
ESTIMATE OF NEEDS FOR 2017-2018

FISCAL YEAR ENDING JUNE 30, 2017						Governmental Budget Accounts FISCAL YEAR 2017-2018	
SUPPLEMENTAL ADJUSTMENTS		NET AMOUNT OF APPROPRIATIONS	WARRANTS ISSUED	RESERVES	LAPSED BALANCE KNOWN TO BE UNENCUMBERED	NEEDS AS ESTIMATED BY GOVERNING BOARD	APPROVED BY COUNTY EXCISE BOARD
ADDED	CANCELLED						
\$ -	\$ -	\$ -	\$ -	\$ -	\$ -	\$ -	\$ -
\$ -	\$ -	\$ -	\$ -	\$ -	\$ -	\$ -	\$ -
\$ -	\$ -	\$ -	\$ -	\$ -	\$ -	\$ -	\$ -
\$ -	\$ -	\$ 15,000.00	\$ 2,493.41	\$ -	\$ 12,506.59	\$ 20,000.00	\$ 20,000.00
\$ -	\$ -	\$ -	\$ -	\$ -	\$ -	\$ -	\$ -
\$ -	\$ -	\$ -	\$ -	\$ -	\$ -	\$ -	\$ -
\$ -	\$ -	\$ -	\$ -	\$ -	\$ -	\$ -	\$ -
\$ -	\$ -	\$ 15,000.00	\$ 2,493.41	\$ -	\$ 12,506.59	\$ 20,000.00	\$ 20,000.00
\$ -	\$ -	\$ -	\$ -	\$ -	\$ -	\$ -	\$ -
\$ -	\$ -	\$ -	\$ -	\$ -	\$ -	\$ -	\$ -
\$ -	\$ -	\$ -	\$ -	\$ -	\$ -	\$ -	\$ -
\$ -	\$ -	\$ -	\$ -	\$ -	\$ -	\$ -	\$ -
\$ -	\$ -	\$ -	\$ -	\$ -	\$ -	\$ -	\$ -
\$ -	\$ -	\$ -	\$ -	\$ -	\$ -	\$ -	\$ -
\$ -	\$ -	\$ -	\$ -	\$ -	\$ -	\$ -	\$ -
\$ -	\$ -	\$ 25,000.00	\$ 5,145.72	\$ -	\$ 19,854.28	\$ 25,000.00	\$ 25,000.00
\$ -	\$ -	\$ -	\$ -	\$ -	\$ -	\$ -	\$ -
\$ -	\$ -	\$ -	\$ -	\$ -	\$ -	\$ -	\$ -
\$ -	\$ 7,373.47	\$ 99,228.44	\$ 811.26	\$ -	\$ 98,417.18	\$ 70,747.21	\$ 70,747.21
\$ -	\$ -	\$ 20,000.00	\$ -	\$ -	\$ 20,000.00	\$ 20,000.00	\$ 20,000.00
\$ -	\$ -	\$ -	\$ -	\$ -	\$ -	\$ -	\$ -
\$ -	\$ -	\$ -	\$ -	\$ -	\$ -	\$ -	\$ -
\$ -	\$ -	\$ -	\$ -	\$ -	\$ -	\$ -	\$ -
\$ -	\$ -	\$ -	\$ -	\$ -	\$ -	\$ -	\$ -
\$ -	\$ -	\$ -	\$ -	\$ -	\$ -	\$ -	\$ -
\$ -	\$ 7,373.47	\$ 144,228.44	\$ 5,956.98	\$ -	\$ 138,271.46	\$ 115,747.21	\$ 115,747.21
\$ -	\$ -	\$ 3,000.00	\$ 1,450.00	\$ -	\$ 1,550.00	\$ 3,000.00	\$ 3,000.00
\$ -	\$ -	\$ -	\$ -	\$ -	\$ -	\$ -	\$ -
\$ -	\$ -	\$ 1,800.00	\$ 954.67	\$ -	\$ 845.33	\$ 3,800.00	\$ 3,800.00
\$ -	\$ -	\$ -	\$ -	\$ -	\$ -	\$ -	\$ -
\$ -	\$ -	\$ -	\$ -	\$ -	\$ -	\$ -	\$ -
\$ -	\$ -	\$ -	\$ -	\$ -	\$ -	\$ -	\$ -
\$ -	\$ -	\$ 4,800.00	\$ 2,404.67	\$ -	\$ 2,395.33	\$ 6,800.00	\$ 6,800.00
\$ 865.87	\$ -	\$ 40,775.34	\$ 40,218.79	\$ -	\$ 556.55	\$ 41,905.17	\$ 41,905.17
\$ 510.74	\$ -	\$ 1,510.74	\$ 910.04	\$ -	\$ 600.70	\$ 1,000.00	\$ 1,000.00
\$ -	\$ -	\$ 500.00	\$ 130.52	\$ -	\$ 369.48	\$ 500.00	\$ 500.00
\$ -	\$ 182.49	\$ 1,617.51	\$ 1,376.27	\$ -	\$ 241.24	\$ 1,800.00	\$ 1,800.00
\$ 182.49	\$ -	\$ 183.49	\$ 182.49	\$ -	\$ 1.00	\$ 1.00	\$ 1.00
\$ -	\$ -	\$ -	\$ -	\$ -	\$ -	\$ -	\$ -
\$ -	\$ -	\$ -	\$ -	\$ -	\$ -	\$ -	\$ -
\$ 1,559.10	\$ 182.49	\$ 44,587.08	\$ 42,818.11	\$ -	\$ 1,768.97	\$ 45,206.17	\$ 45,206.17

GENERAL FUND ACCOUNTS COVERING THE PERIOD JULY 1, 2016, to JUNE 30, 2017
ESTIMATE OF NEEDS FOR 2017-2018

EXHIBIT "A"

4d

Schedule 8(d), Report Of Prior Year's Expenditures				
DEPARTMENTS OF GOVERNMENT APPROPRIATED ACCOUNTS	FISCAL YEAR ENDING JUNE 30, 2016			ORIGINAL APPROPRIATIONS
	RESERVES	WARRANTS	BALANCE	
	6-30-2016	SINCE ISSUED	LAPSED APPROPRIATIONS	
23 INSURANCE - BENEFITS:				
23a Hospital	\$ -	\$ -	\$ -	\$ 150,000.00
23b Accident	\$ -	\$ -	\$ -	\$ -
23c Life	\$ -	\$ -	\$ -	\$ -
23d Property	\$ -	\$ -	\$ -	\$ 15,000.00
23e Workmans Compensation	\$ -	\$ -	\$ -	\$ 13,000.00
23f Unemployment	\$ -	\$ -	\$ -	\$ 10,000.00
23g Retirement	\$ -	\$ -	\$ -	\$ 90,000.00
23h Self Insured	\$ -	\$ -	\$ -	\$ -
23i FICA	\$ -	\$ -	\$ -	\$ 45,000.00
23j Other -	\$ -	\$ -	\$ -	\$ -
23 Total	\$ -	\$ -	\$ -	\$ 323,000.00
24 COUNTY PURCHASING AGENT:				
24a Personal Services	\$ -	\$ -	\$ -	\$ -
24b Part Time Help	\$ -	\$ -	\$ -	\$ -
24c Travel	\$ -	\$ -	\$ -	\$ -
24d Maintenance and Operation	\$ -	\$ -	\$ -	\$ -
24e Capital Outlay	\$ -	\$ -	\$ -	\$ -
24f Intergovernmental	\$ -	\$ -	\$ -	\$ -
24g Other -	\$ -	\$ -	\$ -	\$ -
24 Total	\$ -	\$ -	\$ -	\$ -
25 DATA PROCESSING:				
25a Personal Services	\$ -	\$ -	\$ -	\$ -
25b Part Time Help	\$ -	\$ -	\$ -	\$ -
25c Travel	\$ -	\$ -	\$ -	\$ -
25d Maintenance and Operation	\$ -	\$ -	\$ -	\$ -
25e Capital Outlay	\$ -	\$ -	\$ -	\$ -
25f Intergovernmental	\$ -	\$ -	\$ -	\$ -
25g Other -	\$ -	\$ -	\$ -	\$ -
25 Total	\$ -	\$ -	\$ -	\$ -
26 COUNTY SUPT. OF HEALTH				
26a Personal Services	\$ -	\$ -	\$ -	\$ -
26b Part Time Help	\$ -	\$ -	\$ -	\$ 200.00
26c Travel	\$ -	\$ -	\$ -	\$ -
26d Maintenance and Operation	\$ -	\$ -	\$ -	\$ -
26e Capital Outlay	\$ -	\$ -	\$ -	\$ -
26f Intergovernmental	\$ -	\$ -	\$ -	\$ -
26g Other -	\$ -	\$ -	\$ -	\$ -
26 Total	\$ -	\$ -	\$ -	\$ 200.00
27 WELFARE AGENCIES:				
27a Personal Services	\$ -	\$ -	\$ -	\$ -
27b Part Time Help	\$ -	\$ -	\$ -	\$ -
27c Travel	\$ -	\$ -	\$ -	\$ -
27d Maintenance and Operation	\$ -	\$ -	\$ -	\$ -
27e Capital Outlay	\$ -	\$ -	\$ -	\$ -
27f Intergovernmental	\$ -	\$ -	\$ -	\$ -
27g Other -	\$ -	\$ -	\$ -	\$ -
27 Total	\$ -	\$ -	\$ -	\$ -

GENERAL FUND ACCOUNTS COVERING THE PERIOD JULY 1, 2016, to JUNE 30, 2017
ESTIMATE OF NEEDS FOR 2017-2018

Governmental Budget Accounts							
FISCAL YEAR ENDING JUNE 30, 2017						FISCAL YEAR 2017-2018	
		NET AMOUNT	WARRANTS	RESERVES	LAPSED	NEEDS AS	APPROVED BY
SUPPLEMENTAL		OF	ISSUED		BALANCE	ESTIMATED BY	COUNTY
ADJUSTMENTS		APPROPRIATIONS			KNOWN TO BE	GOVERNING	EXCISE BOARD
ADDED	CANCELLED				UNENCUMBERED	BOARD	
\$ -	\$ -	\$ 150,000.00	\$ 117,935.56	\$ -	\$ 32,064.44	\$ 155,000.00	\$ 155,000.00
\$ -	\$ -	\$ -	\$ -	\$ -	\$ -	\$ -	\$ -
\$ -	\$ -	\$ -	\$ -	\$ -	\$ -	\$ -	\$ -
\$ -	\$ -	\$ 15,000.00	\$ -	\$ -	\$ 15,000.00	\$ 25,000.00	\$ 25,000.00
\$ -	\$ -	\$ 13,000.00	\$ -	\$ -	\$ 13,000.00	\$ 15,000.00	\$ 15,000.00
\$ -	\$ -	\$ 10,000.00	\$ -	\$ -	\$ 10,000.00	\$ 20,000.00	\$ 20,000.00
\$ 142.87	\$ -	\$ 90,142.87	\$ 81,531.76	\$ -	\$ 8,611.11	\$ 90,000.00	\$ 90,000.00
\$ -	\$ -	\$ -	\$ -	\$ -	\$ -	\$ -	\$ -
\$ 66.24	\$ -	\$ 45,066.24	\$ 40,986.19	\$ -	\$ 4,080.05	\$ 50,000.00	\$ 50,000.00
\$ -	\$ -	\$ -	\$ -	\$ -	\$ -	\$ -	\$ -
\$ 209.11	\$ -	\$ 323,209.11	\$ 240,453.51	\$ -	\$ 82,755.60	\$ 355,000.00	\$ 355,000.00
\$ -	\$ -	\$ -	\$ -	\$ -	\$ -	\$ -	\$ -
\$ -	\$ -	\$ -	\$ -	\$ -	\$ -	\$ -	\$ -
\$ -	\$ -	\$ -	\$ -	\$ -	\$ -	\$ -	\$ -
\$ -	\$ -	\$ -	\$ -	\$ -	\$ -	\$ -	\$ -
\$ -	\$ -	\$ -	\$ -	\$ -	\$ -	\$ -	\$ -
\$ -	\$ -	\$ -	\$ -	\$ -	\$ -	\$ -	\$ -
\$ -	\$ -	\$ -	\$ -	\$ -	\$ -	\$ -	\$ -
\$ -	\$ -	\$ -	\$ -	\$ -	\$ -	\$ -	\$ -
\$ -	\$ -	\$ -	\$ -	\$ -	\$ -	\$ -	\$ -
\$ -	\$ -	\$ -	\$ -	\$ -	\$ -	\$ -	\$ -
\$ -	\$ -	\$ -	\$ -	\$ -	\$ -	\$ -	\$ -
\$ -	\$ -	\$ -	\$ -	\$ -	\$ -	\$ -	\$ -
\$ -	\$ -	\$ 200.00	\$ -	\$ -	\$ 200.00	\$ -	\$ -
\$ -	\$ -	\$ -	\$ -	\$ -	\$ -	\$ -	\$ -
\$ -	\$ -	\$ -	\$ -	\$ -	\$ -	\$ -	\$ -
\$ -	\$ -	\$ -	\$ -	\$ -	\$ -	\$ -	\$ -
\$ -	\$ -	\$ -	\$ -	\$ -	\$ -	\$ -	\$ -
\$ -	\$ -	\$ -	\$ -	\$ -	\$ -	\$ -	\$ -
\$ -	\$ -	\$ 200.00	\$ -	\$ -	\$ 200.00	\$ -	\$ -
\$ -	\$ -	\$ -	\$ -	\$ -	\$ -	\$ -	\$ -
\$ -	\$ -	\$ -	\$ -	\$ -	\$ -	\$ -	\$ -
\$ -	\$ -	\$ -	\$ -	\$ -	\$ -	\$ -	\$ -
\$ -	\$ -	\$ -	\$ -	\$ -	\$ -	\$ -	\$ -
\$ -	\$ -	\$ -	\$ -	\$ -	\$ -	\$ -	\$ -
\$ -	\$ -	\$ -	\$ -	\$ -	\$ -	\$ -	\$ -

Schedule 8(e), Report Of Prior Year's Expenditures				
DEPARTMENTS OF GOVERNMENT APPROPRIATED ACCOUNTS	FISCAL YEAR ENDING JUNE 30, 2016			ORIGINAL APPROPRIATIONS
	RESERVES	WARRANTS	BALANCE	
	6-30-2016	SINCE ISSUED	LAPSED APPROPRIATIONS	
28 CHARITY:				
28a Personal Services	\$ -	\$ -	\$ -	\$ -
28b Part Time Help	\$ -	\$ -	\$ -	\$ -
28c Travel	\$ -	\$ -	\$ -	\$ -
28d Maintenance and Operation	\$ -	\$ -	\$ -	\$ 1,200.00
28e Capital Outlay	\$ -	\$ -	\$ -	\$ -
28f Intergovernmental	\$ -	\$ -	\$ -	\$ -
28g Other -	\$ -	\$ -	\$ -	\$ -
28 Total	\$ -	\$ -	\$ -	\$ 1,200.00
29 FIRE FIGHTING SERVICES:				
29a Personal Services	\$ -	\$ -	\$ -	\$ -
29b Part Time Help	\$ -	\$ -	\$ -	\$ -
29c Travel	\$ -	\$ -	\$ -	\$ -
29d Maintenance and Operation	\$ -	\$ -	\$ -	\$ -
29e Capital Outlay	\$ -	\$ -	\$ -	\$ -
29f Intergovernmental	\$ -	\$ -	\$ -	\$ -
29g Equipment Lease Rentals	\$ -	\$ -	\$ -	\$ -
29h Other -	\$ -	\$ -	\$ -	\$ -
29i Other -	\$ -	\$ -	\$ -	\$ -
29 Total	\$ -	\$ -	\$ -	\$ -
30 RECORDING ACCOUNT:				
30a Personal Services	\$ -	\$ -	\$ -	\$ -
30b Part Time Help	\$ -	\$ -	\$ -	\$ -
30c Travel	\$ -	\$ -	\$ -	\$ -
30d Maintenance and Operation	\$ -	\$ -	\$ -	\$ -
30e Capital Outlay	\$ -	\$ -	\$ -	\$ -
30f Intergovernmental	\$ -	\$ -	\$ -	\$ -
30g Other -	\$ -	\$ -	\$ -	\$ -
30 Total	\$ -	\$ -	\$ -	\$ -
31 COUNTY ENGINEER:				
31a Personal Services	\$ -	\$ -	\$ -	\$ -
31b Part Time Help	\$ -	\$ -	\$ -	\$ -
31c Travel	\$ -	\$ -	\$ -	\$ -
31d Maintenance and Operation	\$ -	\$ -	\$ -	\$ -
31e Capital Outlay	\$ -	\$ -	\$ -	\$ -
31f Intergovernmental	\$ -	\$ -	\$ -	\$ -
31g Other -	\$ -	\$ -	\$ -	\$ -
31h Other -	\$ -	\$ -	\$ -	\$ -
31 Total	\$ -	\$ -	\$ -	\$ -
32 LIBRARY:				
32a Personal Services	\$ -	\$ -	\$ -	\$ -
32b Part Time Help	\$ -	\$ -	\$ -	\$ -
32c Travel	\$ -	\$ -	\$ -	\$ -
32d Maintenance and Operation	\$ -	\$ -	\$ -	\$ -
32e Capital Outlay	\$ -	\$ -	\$ -	\$ -
32f Intergovernmental	\$ -	\$ -	\$ -	\$ -
32g Other -	\$ -	\$ -	\$ -	\$ -
32 Total	\$ -	\$ -	\$ -	\$ -

Schedule 8(f), Report Of Prior Year's Expenditures				
DEPARTMENTS OF GOVERNMENT APPROPRIATED ACCOUNTS	FISCAL YEAR ENDING JUNE 30, 2016			ORIGINAL APPROPRIATIONS
	RESERVES	WARRANTS	BALANCE	
	6-30-2016	SINCE ISSUED	LAPSED APPROPRIATIONS	
33 PUBLIC DEFENDER:				
33a Personal Services	\$ -	\$ -	\$ -	\$ -
33b Part Time Help	\$ -	\$ -	\$ -	\$ 200.00
33c Travel	\$ -	\$ -	\$ -	\$ -
33d Maintenance and Operation	\$ -	\$ -	\$ -	\$ -
33e Capital Outlay	\$ -	\$ -	\$ -	\$ -
33f Intergovernmental	\$ -	\$ -	\$ -	\$ -
33g Other -	\$ -	\$ -	\$ -	\$ -
33h Other -	\$ -	\$ -	\$ -	\$ -
33 Total	\$ -	\$ -	\$ -	\$ 200.00
34 CIVIL DEFENSE:				
34a Personal Services	\$ -	\$ -	\$ -	\$ -
34b Part Time Help	\$ -	\$ -	\$ -	\$ -
34c Travel	\$ -	\$ -	\$ -	\$ 1.00
34d Maintenance and Operation	\$ -	\$ -	\$ -	\$ 1.00
34e Capital Outlay	\$ -	\$ -	\$ -	\$ -
34f Intergovernmental	\$ -	\$ -	\$ -	\$ -
34g Other -	\$ -	\$ -	\$ -	\$ -
34 Total	\$ -	\$ -	\$ -	\$ 2.00
36 SOLID WASTE:				
36a Personal Services	\$ -	\$ -	\$ -	\$ -
36b Part Time Help	\$ -	\$ -	\$ -	\$ -
36c Travel	\$ -	\$ -	\$ -	\$ -
36d Maintenance and Operation	\$ -	\$ -	\$ -	\$ -
36e Capital Outlay	\$ -	\$ -	\$ -	\$ -
36f Intergovernmental	\$ -	\$ -	\$ -	\$ -
36g Other -	\$ -	\$ -	\$ -	\$ -
36h Other -	\$ -	\$ -	\$ -	\$ -
36 Total	\$ -	\$ -	\$ -	\$ -
38 SOIL CONSERVATION DISTRICT:				
38a Personal Services	\$ -	\$ -	\$ -	\$ -
38b Part Time Help	\$ -	\$ -	\$ -	\$ -
38c Travel	\$ -	\$ -	\$ -	\$ -
38d Maintenance and Operation	\$ -	\$ -	\$ -	\$ -
38e Capital Outlay	\$ -	\$ -	\$ -	\$ -
38f Intergovernmental	\$ -	\$ -	\$ -	\$ -
38g Other -	\$ -	\$ -	\$ -	\$ -
38h Other -	\$ -	\$ -	\$ -	\$ -
38 Total	\$ -	\$ -	\$ -	\$ -
40 REWARD FUND:				
40a Personal Services	\$ -	\$ -	\$ -	\$ -
40b Part Time Help	\$ -	\$ -	\$ -	\$ -
40c Travel	\$ -	\$ -	\$ -	\$ -
40d Maintenance and Operation	\$ -	\$ -	\$ -	\$ -
40e Capital Outlay	\$ -	\$ -	\$ -	\$ -
40f Intergovernmental	\$ -	\$ -	\$ -	\$ -
40g Other -	\$ -	\$ -	\$ -	\$ -
40 Total	\$ -	\$ -	\$ -	\$ -

Schedule 8(i), Report Of Prior Year's Expenditures				
DEPARTMENTS OF GOVERNMENT APPROPRIATED ACCOUNTS	FISCAL YEAR ENDING JUNE 30, 2016			ORIGINAL APPROPRIATIONS
	RESERVES	WARRANTS	BALANCE	
	6-30-2016	SINCE ISSUED	LAPSED APPROPRIATIONS	
80 HIGHWAY BUDGET ACCOUNT:				
80a Personal Services	\$ -	\$ -	\$ -	\$ -
80b Part Time Help	\$ -	\$ -	\$ -	\$ -
80c Travel	\$ -	\$ -	\$ -	\$ -
80d Maintenance and Operation	\$ -	\$ -	\$ -	\$ -
80e Capital Outlay	\$ -	\$ -	\$ -	\$ -
80f Intergovernmental	\$ -	\$ -	\$ -	\$ -
80g Other -	\$ -	\$ -	\$ -	\$ -
80h Other -	\$ -	\$ -	\$ -	\$ -
80j Other -	\$ -	\$ -	\$ -	\$ -
80 Total	\$ -	\$ -	\$ -	\$ -
82 COUNTY AUDIT BUDGET ACCOUNT:				
82a Salaries and Expense of Audit and Report	\$ -	\$ -	\$ -	\$ 14,938.51
82b Intergovernmental	\$ -	\$ -	\$ -	\$ -
82c Other -	\$ -	\$ -	\$ -	\$ -
82 Total	\$ -	\$ -	\$ -	\$ 14,938.51
83 COUNTY CEMETARY ACCOUNT:				
83a Personal Services	\$ -	\$ -	\$ -	\$ -
83b Part Time Help	\$ -	\$ -	\$ -	\$ -
83c Travel	\$ -	\$ -	\$ -	\$ -
83d Maintenance and Operation	\$ -	\$ -	\$ -	\$ -
83e Capital Outlay	\$ -	\$ -	\$ -	\$ -
83f Intergovernmental	\$ -	\$ -	\$ -	\$ -
83g Other -	\$ -	\$ -	\$ -	\$ -
83h Other -	\$ -	\$ -	\$ -	\$ -
83 Total	\$ -	\$ -	\$ -	\$ -
84 FREE FAIR BUDGET ACCOUNT:				
84a Personal Services	\$ -	\$ -	\$ -	\$ -
84b Part Time Help	\$ -	\$ -	\$ -	\$ -
84c Travel	\$ -	\$ -	\$ -	\$ -
84d Maintenance and Operation	\$ -	\$ -	\$ -	\$ -
84e Capital Outlay	\$ -	\$ -	\$ -	\$ -
84f Intergovernmental	\$ -	\$ -	\$ -	\$ -
84g Premiums and Awards	\$ -	\$ -	\$ -	\$ -
84h Other -	\$ -	\$ -	\$ -	\$ -
84i Other -	\$ -	\$ -	\$ -	\$ -
84 Total	\$ -	\$ -	\$ -	\$ -
86 FREE FAIR IMPROVEMENT ACCOUNT:				
86a Personal Services	\$ -	\$ -	\$ -	\$ -
86b Part Time Help	\$ -	\$ -	\$ -	\$ -
86c Travel	\$ -	\$ -	\$ -	\$ -
86d Maintenance and Operation	\$ -	\$ -	\$ -	\$ -
86e Capital Outlay	\$ -	\$ -	\$ -	\$ -
86f Intergovernmental	\$ -	\$ -	\$ -	\$ -
86g Other -	\$ -	\$ -	\$ -	\$ -
86h Other -	\$ -	\$ -	\$ -	\$ -
86 Total	\$ -	\$ -	\$ -	\$ -

GENERAL FUND ACCOUNTS COVERING THE PERIOD JULY 1, 2016, to JUNE 30, 2017
ESTIMATE OF NEEDS FOR 2017-2018

EXHIBIT "A"

4j

Schedule 8(j), Report Of Prior Year's Expenditures				
DEPARTMENTS OF GOVERNMENT APPROPRIATED ACCOUNTS	FISCAL YEAR ENDING JUNE 30, 2016			ORIGINAL APPROPRIATIONS
	RESERVES	WARRANTS	BALANCE	
	6-30-2016	SINCE ISSUED	LAPSED APPROPRIATIONS	
87 LIBRARY BUDGET ACCOUNT:				
87a Personal Services	\$ -	\$ -	\$ -	\$ 1,929.00
87b Part Time Help	\$ -	\$ -	\$ -	\$ -
87c Travel	\$ -	\$ -	\$ -	\$ -
87d Maintenance and Operation	\$ -	\$ -	\$ -	\$ 100.00
87e Capital Outlay	\$ -	\$ -	\$ -	\$ 100.00
87f Intergovernmental	\$ -	\$ -	\$ -	\$ -
87g Other -	\$ -	\$ -	\$ -	\$ -
87 Total	\$ -	\$ -	\$ -	\$ 2,129.00
88 PUBLIC HEALTH BUDGET ACCOUNT:				
88a Personal Services	\$ -	\$ -	\$ -	\$ -
88b Part Time Help	\$ -	\$ -	\$ -	\$ -
88c Travel	\$ -	\$ -	\$ -	\$ -
88d Maintenance and Operation	\$ -	\$ -	\$ -	\$ -
88e Capital Outlay	\$ -	\$ -	\$ -	\$ -
88f Intergovernmental	\$ -	\$ -	\$ -	\$ -
88g Other -	\$ -	\$ -	\$ -	\$ -
88h Other -	\$ -	\$ -	\$ -	\$ -
88 Total	\$ -	\$ -	\$ -	\$ -
89 COUNTY HOSPITAL BUDGET ACCOUNT:				
89a Personal Services	\$ -	\$ -	\$ -	\$ -
89b Part Time Help	\$ -	\$ -	\$ -	\$ -
89c Travel	\$ -	\$ -	\$ -	\$ -
89d Maintenance and Operation	\$ -	\$ -	\$ -	\$ -
89e Capital Outlay	\$ -	\$ -	\$ -	\$ -
89f Intergovernmental	\$ -	\$ -	\$ -	\$ -
89g Other -	\$ -	\$ -	\$ -	\$ 15,144.60
89h Other -	\$ -	\$ -	\$ -	\$ -
89 Total	\$ -	\$ -	\$ -	\$ 15,144.60
90 CHILD GUIDANCE CLINIC				
90a Personal Services	\$ -	\$ -	\$ -	\$ -
90b Part Time Help	\$ -	\$ -	\$ -	\$ -
90c Travel	\$ -	\$ -	\$ -	\$ -
90d Maintenance and Operation	\$ -	\$ -	\$ -	\$ -
90e Capital Outlay	\$ -	\$ -	\$ -	\$ -
90f Intergovernmental	\$ -	\$ -	\$ -	\$ -
90g Other -	\$ -	\$ -	\$ -	\$ -
90 Total	\$ -	\$ -	\$ -	\$ -
91 TICK ERADICATION ACCOUNT:				
91a Personal Services	\$ -	\$ -	\$ -	\$ -
91b Part Time Help	\$ -	\$ -	\$ -	\$ -
91c Travel	\$ -	\$ -	\$ -	\$ -
91d Maintenance and Operation	\$ -	\$ -	\$ -	\$ -
91e Capital Outlay	\$ -	\$ -	\$ -	\$ -
91f Intergovernmental	\$ -	\$ -	\$ -	\$ -
91g Other -	\$ -	\$ -	\$ -	\$ -
91h Other -	\$ -	\$ -	\$ -	\$ -
91 Total	\$ -	\$ -	\$ -	\$ -

GENERAL FUND ACCOUNTS COVERING THE PERIOD JULY 1, 2016, to JUNE 30, 2017
ESTIMATE OF NEEDS FOR 2017-2018

EXHIBIT "A"

4k

Schedule 8(k), Report Of Prior Year's Expenditures				
DEPARTMENTS OF GOVERNMENT APPROPRIATED ACCOUNTS	FISCAL YEAR ENDING JUNE 30, 2016			ORIGINAL APPROPRIATIONS
	RESERVES	WARRANTS	BALANCE	
	6-30-2016	SINCE ISSUED	LAPSED APPROPRIATIONS	
92 BUILDING MAINTENANCE ACCOUNT:				
92a Personal Services	\$ -	\$ -	\$ -	\$ -
92b Part Time Help	\$ -	\$ -	\$ -	\$ -
92c Travel	\$ -	\$ -	\$ -	\$ -
92d Maintenance and Operation	\$ -	\$ -	\$ -	\$ -
92e Capital Outlay	\$ -	\$ -	\$ -	\$ -
92f Intergovernmental	\$ -	\$ -	\$ -	\$ -
92g Other -	\$ -	\$ -	\$ -	\$ -
92h Other -	\$ -	\$ -	\$ -	\$ -
92j Other -	\$ -	\$ -	\$ -	\$ -
92 Total	\$ -	\$ -	\$ -	\$ -
93				
93a Personal Services	\$ -	\$ -	\$ -	\$ -
93b Part Time Help	\$ -	\$ -	\$ -	\$ -
93c Travel	\$ -	\$ -	\$ -	\$ -
93d Maintenance and Operation	\$ -	\$ -	\$ -	\$ -
93e Capital Outlay	\$ -	\$ -	\$ -	\$ -
93f Intergovernmental	\$ -	\$ -	\$ -	\$ -
93g Other -	\$ -	\$ -	\$ -	\$ -
93h Other -	\$ -	\$ -	\$ -	\$ -
93 Total	\$ -	\$ -	\$ -	\$ -
94				
94a Personal Services	\$ -	\$ -	\$ -	\$ -
94b Part Time Help	\$ -	\$ -	\$ -	\$ -
94c Travel	\$ -	\$ -	\$ -	\$ -
94d Maintenance and Operation	\$ -	\$ -	\$ -	\$ -
94e Capital Outlay	\$ -	\$ -	\$ -	\$ -
94f Intergovernmental	\$ -	\$ -	\$ -	\$ -
94g Other -	\$ -	\$ -	\$ -	\$ -
94h Other -	\$ -	\$ -	\$ -	\$ -
94 Total	\$ -	\$ -	\$ -	\$ -
98 OTHER USE:				
98a Other Deductions	\$ -	\$ -	\$ -	\$ -
98 Total	\$ -	\$ -	\$ -	\$ -
TOTAL GENERAL FUND ACCOUNT	\$ 1,125.00	\$ 432.59	\$ 692.41	\$ 1,084,493.25
SUBJECT TO WARRANT ISSUE:				
99 Provision for Interest on Warrants	\$ -	\$ -	\$ -	\$ -
GRAND TOTAL GENERAL FUND	\$ 1,125.00	\$ 432.59	\$ 692.41	\$ 1,084,493.25

ESTIMATE OF NEEDS FOR THE FISCAL YEAR
PURPOSE:
Current Expense
Pro rata share of County Assessor's Budget as determined by County Excise Board
(This amount is included in the appropriated account "17 Revaluation of Real Property".)
GRAND TOTAL - General Fund

HIGHWAY FUND ACCOUNTS COVERING THE PERIOD JULY 1, 2016, to JUNE 30, 2017
ESTIMATE OF NEEDS FOR 2017-2018

EXHIBIT "D"

1

Schedule 1, Current Balance Sheet - June 30, 2017	
	Amount
ASSETS:	
Cash Balance June 30, 2017	\$ 3,951,229.92
Investments	\$ -
TOTAL ASSETS	\$ 3,951,229.92
LIABILITIES AND RESERVES:	
Warrants Outstanding	\$ 123,940.70
Reserve for Interest on Warrants	\$ -
Reserves From Schedule 8	\$ 68,272.81
TOTAL LIABILITIES AND RESERVES	\$ 192,213.51
CASH FUND BALANCE JUNE 30, 2017	\$ 3,759,016.41
TOTAL LIABILITIES, RESERVES AND CASH FUND BALANCE	\$ 3,951,229.92

Schedule 5, Expenditures Highway Fund Cash Accounts of Current and All Prior Years	
CURRENT AND ALL PRIOR YEARS	2016-2017
Cash Balance Reported to Excise Board 6-30-2016	\$ -
Cash Fund Balance Transferred Out	\$ -
Cash Fund Balance Transferred In	\$ -
Adjusted Cash Balance	\$ -
Miscellaneous Revenue (Schedule 4)	\$ 3,532,695.58
Cash Fund Balance Forward From Preceding Year	\$ 3,466,468.91
Prior Expenditures Recovered	\$ -
TOTAL RECEIPTS	\$ 6,999,164.49
TOTAL RECEIPTS AND BALANCE	\$ 6,999,164.49
Warrants of Year in Caption	\$ 3,047,934.57
Interest Paid Thereon	\$ -
TOTAL DISBURSEMENTS	\$ 3,047,934.57
CASH BALANCE JUNE 30, 2017	\$ 3,951,229.92
Reserve for Warrants Outstanding	\$ 123,940.70
Reserve for Interest on Warrants	\$ -
Reserves From Schedule 8	\$ 68,272.81
TOTAL LIABILITES AND RESERVE	\$ 192,213.51
DEFICIT: (Red Figure)	\$ -
CASH BALANCE FORWARD TO SUCCEEDING YEAR	\$ 3,759,016.41

Schedule 6, General Fund Warrant Account of Current and All Prior Years	
CURRENT AND ALL PRIOR YEARS	TOTAL
Warrants Outstanding 6-30-2016 of Year in Caption	\$ 81,646.71
Warrants Registered During Year	\$ 3,308,492.85
TOTAL	\$ 3,390,139.56
Warrants Paid During Year	\$ 3,266,198.86
Warrants Converted to Bonds or Judgements	\$ -
Warrants Cancelled	\$ -
Warrants Estopped by Statute	\$ -
TOTAL WARRANTS RETIRED	\$ 3,266,198.86
BALANCE WARRANTS OUTSTANDING JUNE 30, 2017	\$ 123,940.70

HIGHWAY FUND ACCOUNTS COVERING THE PERIOD JULY 1, 2016, to JUNE 30, 2017
ESTIMATE OF NEEDS FOR 2017-2018

Schedule 2, Revenue and Requirements - 2017-2018		
	Detail	Total
REVENUE:		
Cash Balance June 30, 2016	\$ -	
Cash Fund Balance Transferred From Prior Years	\$ 3,466,468.91	
Miscellaneous Revenue Apportioned	\$ 3,532,695.58	
TOTAL REVENUE		\$ 6,999,164.49
REQUIREMENTS:		
Claims Paid by Warrants Issued & Transfer Fees Apportioned	\$ 3,171,875.27	
Reserves From Schedule 8	\$ 68,272.81	
Interest Paid on Warrants	\$ -	
Reserve for Interest on Warrants	\$ -	
TOTAL REQUIREMENTS		\$ 3,240,148.08
ADD: CASH FUND BALANCE AS PER BALANCE SHEET 6-30-2017		\$ 3,759,016.41
TOTAL REQUIREMENTS AND CASH FUND BALANCE		\$ 6,999,164.49

Schedule 5, (Continued)						
2015-2016	2014-2015	2013-2014	2012-2013	2011-2012	2010-2011	TOTAL
\$ 3,684,733.20	\$ -	\$ -	\$ -	\$ -	\$ -	\$ 3,684,733.20
\$ -	\$ -	\$ -	\$ -	\$ -	\$ -	\$ -
\$ -	\$ -	\$ -	\$ -	\$ -	\$ -	\$ -
\$ 3,684,733.20	\$ -	\$ -	\$ -	\$ -	\$ -	\$ 3,684,733.20
\$ -	\$ -	\$ -	\$ -	\$ -	\$ -	\$ 3,532,695.58
\$ -	\$ -	\$ -	\$ -	\$ -	\$ -	\$ 3,466,468.91
\$ -	\$ -	\$ -	\$ -	\$ -	\$ -	\$ -
\$ -	\$ -	\$ -	\$ -	\$ -	\$ -	\$ 6,999,164.49
\$ 3,684,733.20	\$ -	\$ -	\$ -	\$ -	\$ -	\$ 10,683,897.69
\$ 218,264.29	\$ -	\$ -	\$ -	\$ -	\$ -	\$ 3,266,198.86
\$ -	\$ -	\$ -	\$ -	\$ -	\$ -	\$ -
\$ 218,264.29	\$ -	\$ -	\$ -	\$ -	\$ -	\$ 3,266,198.86
\$ 3,466,468.91	\$ -	\$ -	\$ -	\$ -	\$ -	\$ 7,417,698.83
\$ -	\$ -	\$ -	\$ -	\$ -	\$ -	\$ 123,940.70
\$ -	\$ -	\$ -	\$ -	\$ -	\$ -	\$ -
\$ -	\$ -	\$ -	\$ -	\$ -	\$ -	\$ 68,272.81
\$ -	\$ -	\$ -	\$ -	\$ -	\$ -	\$ 192,213.51
\$ -	\$ -	\$ -	\$ -	\$ -	\$ -	\$ -
\$ 3,466,468.91	\$ -	\$ -	\$ -	\$ -	\$ -	\$ 7,225,485.32

Schedule 6, (Continued)						
2016-2017	2015-2016	2014-2015	2013-2014	2012-2013	2011-2012	2010-2011
\$ -	\$ 81,646.71	\$ -	\$ -	\$ -	\$ -	\$ -
\$ 3,171,875.27	\$ 136,617.58	\$ -	\$ -	\$ -	\$ -	\$ -
\$ 3,171,875.27	\$ 218,264.29	\$ -	\$ -	\$ -	\$ -	\$ -
\$ 3,047,934.57	\$ 218,264.29	\$ -	\$ -	\$ -	\$ -	\$ -
\$ -	\$ -	\$ -	\$ -	\$ -	\$ -	\$ -
\$ -	\$ -	\$ -	\$ -	\$ -	\$ -	\$ -
\$ -	\$ -	\$ -	\$ -	\$ -	\$ -	\$ -
\$ 3,047,934.57	\$ 218,264.29	\$ -	\$ -	\$ -	\$ -	\$ -
\$ 123,940.70	\$ -	\$ -	\$ -	\$ -	\$ -	\$ -

HIGHWAY FUND ACCOUNTS COVERING THE PERIOD JULY 1, 2016, to JUNE 30, 2017
ESTIMATE OF NEEDS FOR 2017-2018

EXHIBIT "D"

2a

Schedule 4, Miscellaneous Revenue		
SOURCE	2016-2017 ACCOUNT	
	AMOUNT ESTIMATED	ACTUALLY COLLECTED
1000 CHARGES FOR SERVICES		
1116 County Engineer Fees	\$ -	\$ -
1118 Other -	\$ -	\$ -
1119 Other -	\$ -	\$ -
1120 Other -	\$ -	\$ -
Total Charges For Services	\$ -	\$ -
INTERGOVERNMENTAL REVENUES:		
2000 INTERGOVERNMENTAL REVENUES - LOCAL SOURCES:		
2118 O.S.U. Extension Reimbursement	\$ -	\$ -
2121 Highway Budget Account Miscellaneous	\$ -	\$ -
2122 Local Participation (Project)	\$ -	\$ -
2123 Other -	\$ -	\$ -
2124 Other -	\$ -	\$ -
Total - Local Sources	\$ -	\$ -
3000 INTERGOVERNMENTAL REVENUES - STATE SOURCES:		
3120 County Sales Tax - OTC	\$ -	\$ -
3121 OTC- (0912) Gross Production Tax For Roads - Unrestricted	\$ -	\$ 70,075.03
3122 OTC- (1212) Diesel Fuel T68 Sec 500.7 4B For Roads - Unrestricted	\$ -	\$ 457,058.83
3123 OTC- (2012) Diesel Fuel T68 Sec 500.7 4D For Roads - Unrestricted	\$ -	\$ -
3124 OTC- (1612) Diesel Fuel - Restricted Road Maintenance - Primary	\$ -	\$ -
3125 OTC- (1112) Diesel Fuel T68 Sec 500.7 4C For Roads - Restricted	\$ -	\$ -
3126 OTC- (1012) Diesel Fuel T68 Sec 500.7 4A For Roads - Unrestricted	\$ -	\$ -
3127 OTC- (0312) Gas Excise T68 Sec 500.6 4D For Roads - Unrestricted	\$ -	\$ 1,234,476.67
3128 OTC- (1412) Gas Excise T68 Sec 500.6 4B For Roads - Unrestricted	\$ -	\$ -
3129 OTC- (2112) Gas Excise T68 Sec 500.6 4E For Roads - Unrestricted	\$ -	\$ -
3130 OTC- (1712) Gas Excise - Restricted Road Maintenance - Primary	\$ -	\$ -
3131 OTC- (0212) Gas Excise T68 Sec 500.6 4C For Roads - Restricted	\$ -	\$ -
3132 OTC- (0112) Gas Excise T68 Sec 500.6 4A For Roads - Unrestricted	\$ -	\$ -
3133 OTC- (0612) Special Fuel Use Tax 1/2¢ For Roads - Unrestricted	\$ -	\$ -
3134 OTC- (0712) Special Fuel .06¢ HB1061 For Roads -Unrestricted	\$ -	\$ -
3135 OTC- (0512) Special Fuel Tax 1¢ HB549 For Roads - Unrestricted	\$ -	\$ -
3136 OTC- (COR) Special Fuel 1/2¢ HB1450 For Roads - Unrestricted	\$ -	\$ -
3137 OTC- (1912) Special Fuel-Restricted Road Maintenance - Primary	\$ -	\$ -
3138 OTC- (0412) Special Fuel Use Tax .065¢ For Roads - Unrestricted	\$ -	\$ -
3139 OTC- (0812) Motor Vehicle Collections For Roads - Unrestricted	\$ -	\$ 1,228,384.04
3140 OTC- (1812) Motor Vehicle Collections / County Roads - Restricted	\$ -	\$ -
3141 OTC- (1312) Motor Vehicle Collections / Roads CRIF - Unrestricted	\$ -	\$ -
3142 OTC- () Other -	\$ -	\$ -
3143 OTC- () Other -	\$ -	\$ -
3143 OTC- () Other -	\$ -	\$ -
Sub-Total - OTC	\$ -	\$ 2,989,994.57
3219 State Grants	\$ -	\$ -
3221 Civil Defense Reimbursement	\$ -	\$ -
3222 Emergency Management Reimbursement	\$ -	\$ -
3224 Tick Et Total Miscellaneous Revenue	\$ -	\$ -
3226 State Participation (Project)	\$ -	\$ -
3227 Other -	\$ -	\$ -
3228 Other -	\$ -	\$ -
Total State Sources	\$ -	\$ 2,989,994.57

Continued on page 2b

Monday, September 18, 2017

HIGHWAY FUND ACCOUNTS COVERING THE PERIOD JULY 1, 2016, to JUNE 30, 2017
ESTIMATE OF NEEDS FOR 2017-2018

EXHIBIT "D"

2b

Schedule 4, Miscellaneous Revenue		
SOURCE	2016-2017 ACCOUNT	
	AMOUNT	ACTUALLY
	ESTIMATED	COLLECTED
Continued from page 2a		
4000 INTERGOVERNMENTAL REVENUES - FEDERAL SOURCES:		
4112 Federal Grants	\$ -	\$ -
4113 J.T.P.A. Salary Reimbursement	\$ -	\$ -
4114 Federal Emergency Management Agency (FEMA)	\$ -	\$ -
4115 Federal Participation (Project)	\$ -	\$ -
4116 Other -	\$ -	\$ -
4117 Other -	\$ -	\$ -
Total Federal Sources	\$ -	\$ -
Grand Total Intergovernmental Revenues	\$ -	\$ 2,989,994.57
5000 MISCELLANEOUS REVENUE:		
5111 Interest on Investments	\$ -	\$ -
5112 Rental or Lease of County Property	\$ -	\$ -
5113 Sale of County Property	\$ -	\$ 177,560.00
5114 Sale of Metal	\$ -	\$ -
5116 Insurance Recoveries	\$ -	\$ -
5117 Insurance Reimbursement	\$ -	\$ -
5126 Reimb. Utilities	\$ -	\$ -
5127 Lease payments	\$ -	\$ -
5129 Refunds and Reimbursements	\$ -	\$ 65,113.22
5130 Other -	\$ -	\$ 672.74
5131 Other -	\$ -	\$ -
Total Miscellaneous Revenue	\$ -	\$ 243,345.96
6000 NON-REVENUE RECEIPTS:		
6111 Transfer from CBRI - 105	\$ -	\$ 299,355.05
Grand Total Highway Fund	\$ -	\$ 3,532,695.58

Schedule 9, Highway Fund Investments						
INVESTED IN	Investments on Hand June 30, 2016	Since Purchased	LIQUIDATIONS		Barred by Court Order	Investments on Hand June 30, 2017
			By Collections of Cost	Amortized Premium		
	\$ -	\$ -	\$ -	\$ -	\$ -	\$ -
	\$ -	\$ -	\$ -	\$ -	\$ -	\$ -
	\$ -	\$ -	\$ -	\$ -	\$ -	\$ -
	\$ -	\$ -	\$ -	\$ -	\$ -	\$ -
	\$ -	\$ -	\$ -	\$ -	\$ -	\$ -
	\$ -	\$ -	\$ -	\$ -	\$ -	\$ -
	\$ -	\$ -	\$ -	\$ -	\$ -	\$ -
	\$ -	\$ -	\$ -	\$ -	\$ -	\$ -
	\$ -	\$ -	\$ -	\$ -	\$ -	\$ -
	\$ -	\$ -	\$ -	\$ -	\$ -	\$ -
TOTAL INVESTMENTS	\$ -	\$ -	\$ -	\$ -	\$ -	\$ -

HIGHWAY FUND ACCOUNTS COVERING THE PERIOD JULY 1, 2016, to JUNE 30, 2017
ESTIMATE OF NEEDS FOR 2017-2018

2016-2017 ACCOUNT OVER (UNDER)	BASIS AND LIMIT OF ENSUING ESTIMATE	2017-2018 ACCOUNT		
		CHARGEABLE INCOME	ESTIMATED BY GOVERNING BOARD	APPROVED BY EXCISE BOARD
\$ -	90.00%	\$ -	\$ -	\$ -
\$ -	90.00%	\$ -	\$ -	\$ -
\$ -	90.00%	\$ -	\$ -	\$ -
\$ -	90.00%	\$ -	\$ -	\$ -
\$ -	90.00%	\$ -	\$ -	\$ -
\$ -	90.00%	\$ -	\$ -	\$ -
\$ -	90.00%	\$ -	\$ -	\$ -
\$ 2,989,994.57		\$ -	\$ -	\$ -
\$ -	90.00%	\$ -	\$ -	\$ -
\$ -	90.00%	\$ -	\$ -	\$ -
\$ 177,560.00	0.00%	\$ -	\$ -	\$ -
\$ -	90.00%	\$ -	\$ -	\$ -
\$ -	90.00%	\$ -	\$ -	\$ -
\$ -	90.00%	\$ -	\$ -	\$ -
\$ -	90.00%	\$ -	\$ -	\$ -
\$ -	90.00%	\$ -	\$ -	\$ -
\$ 65,113.22	0.00%	\$ -	\$ -	\$ -
\$ 672.74	0.00%	\$ -	\$ -	\$ -
\$ -	90.00%	\$ -	\$ -	\$ -
\$ 243,345.96		\$ -	\$ -	\$ -
\$ -	0.00%	\$ -	\$ -	\$ -
\$ 3,233,340.53		\$ -	\$ -	\$ -

HIGHWAY FUND ACCOUNTS COVERING THE PERIOD JULY 1, 2016, to JUNE 30, 2017
ESTIMATE OF NEEDS FOR 2017-2018

EXHIBIT "D"

3a

Schedule 8(a), Report Of Prior Year's Expenditures				
DEPARTMENTS OF GOVERNMENT APPROPRIATED ACCOUNTS	FISCAL YEAR ENDING JUNE 30, 2016			
	RESERVES	WARRANTS	BALANCE	ORIGINAL
	6-30-2016	SINCE	LAPSED	APPROPRIATIONS
		ISSUED	APPROPRIATIONS	
87 GENERAL GOVERNMENT ACCOUNT:				
87a Personal Services	\$ -	\$ -	\$ -	\$ 960,000.00
87b Part Time Help	\$ -	\$ -	\$ -	\$ -
87c Travel	\$ -	\$ -	\$ -	\$ 60,000.00
87d Maintenance and Operation	\$ 187,183.19	\$ 108,523.20	\$ 78,659.99	\$ 3,617,470.42
87e Capital Outlay	\$ 2,403.03	\$ 2,403.03	\$ -	\$ 601,194.71
87f Rentals	\$ 30,974.18	\$ 25,691.35	\$ 5,282.83	\$ 900,000.00
87g Other - Benefits	\$ -	\$ -	\$ -	\$ 480,000.00
87 Total	\$ 220,560.40	\$ 136,617.58	\$ 83,942.82	\$ 6,618,665.13
88 PURCHASING ACCOUNT:				
88a Engineering	\$ -	\$ -	\$ -	\$ 50,000.00
88b Workers comp	\$ -	\$ -	\$ -	\$ 100,000.00
88c Commissioners salaries	\$ -	\$ -	\$ -	\$ 100,000.00
88d Insurance	\$ -	\$ -	\$ -	\$ 110,000.00
88e Unemployment	\$ -	\$ -	\$ -	\$ 10,000.00
88f	\$ -	\$ -	\$ -	\$ -
88g Other -	\$ -	\$ -	\$ -	\$ -
88h Other -	\$ -	\$ -	\$ -	\$ -
88 Total	\$ -	\$ -	\$ -	\$ 370,000.00
89 LOCAL PROJECTS HIGHWAY BUDGET ACCOUNT:				
89a Personal Services	\$ -	\$ -	\$ -	\$ -
89b Part Time Help	\$ -	\$ -	\$ -	\$ -
89c Travel	\$ -	\$ -	\$ -	\$ -
89d Maintenance and Operation	\$ -	\$ -	\$ -	\$ -
89e Capital Outlay	\$ -	\$ -	\$ -	\$ -
89f Intergovernmental	\$ -	\$ -	\$ -	\$ -
89g Other -	\$ -	\$ -	\$ -	\$ -
89h Other -	\$ -	\$ -	\$ -	\$ -
89 Total	\$ -	\$ -	\$ -	\$ -
90 FEMA HIGHWAY BUDGET ACCOUNT:				
90a Personal Services	\$ -	\$ -	\$ -	\$ -
90b Part Time Help	\$ -	\$ -	\$ -	\$ -
90c Travel	\$ -	\$ -	\$ -	\$ -
90d Maintenance and Operation	\$ -	\$ -	\$ -	\$ -
90e Capital Outlay	\$ -	\$ -	\$ -	\$ -
90f Intergovernmental	\$ -	\$ -	\$ -	\$ -
90g Other -	\$ -	\$ -	\$ -	\$ -
90 Total	\$ -	\$ -	\$ -	\$ -
91 OTHER HIGHWAY BUDGET ACCOUNT:				
91a Personal Services	\$ -	\$ -	\$ -	\$ -
91b Part Time Help	\$ -	\$ -	\$ -	\$ -
91c Travel	\$ -	\$ -	\$ -	\$ -
91d Maintenance and Operation	\$ -	\$ -	\$ -	\$ -
91e Capital Outlay	\$ -	\$ -	\$ -	\$ -
91f Intergovernmental	\$ -	\$ -	\$ -	\$ -
91g Other -	\$ -	\$ -	\$ -	\$ -
91h Other -	\$ -	\$ -	\$ -	\$ -
91 Total	\$ -	\$ -	\$ -	\$ -

HIGHWAY FUND ACCOUNTS COVERING THE PERIOD JULY 1, 2016, to JUNE 30, 2017
ESTIMATE OF NEEDS FOR 2017-2018

EXHIBIT "D"

3b

Schedule 8(b), Report Of Prior Year's Expenditures				
DEPARTMENTS OF GOVERNMENT APPROPRIATED ACCOUNTS	FISCAL YEAR ENDING JUNE 30, 2016			
	RESERVES	WARRANTS	BALANCE	ORIGINAL
	6-30-2016	SINCE ISSUED	LAPSED APPROPRIATIONS	APPROPRIATIONS
92 UNRESTRICTED HIGHWAY BUDGET ACCOUNT:				
HWY travel dist 0	\$ -	\$ -	\$ -	\$ -
HWY travel dist 1	\$ -	\$ -	\$ -	\$ -
HWY travel dist 2	\$ -	\$ -	\$ -	\$ -
HWY travel dist 3	\$ -	\$ -	\$ -	\$ -
HWY office MO	\$ -	\$ -	\$ -	\$ -
HWY MO dist 1	\$ -	\$ -	\$ -	\$ -
HWY shared equip	\$ -	\$ -	\$ -	\$ -
HWY MO dist 2	\$ -	\$ -	\$ -	\$ -
HWY MO dist 3	\$ -	\$ -	\$ -	\$ -
92 Total	\$ -	\$ -	\$ -	\$ -
HWY special projects	\$ -	\$ -	\$ -	\$ -
Hwy comp etc	\$ -	\$ -	\$ -	\$ -
Hwy comp etc	\$ -	\$ -	\$ -	\$ -
Hwy comp etc	\$ -	\$ -	\$ -	\$ -
Hwy leases shared	\$ -	\$ -	\$ -	\$ -
Hwy leases dist 1	\$ -	\$ -	\$ -	\$ -
Hwy leases dist 2	\$ -	\$ -	\$ -	\$ -
Hwy leases dist 3	\$ -	\$ -	\$ -	\$ -
93 Total	\$ -	\$ -	\$ -	\$ -
Hwy personal svce dist 1	\$ -	\$ -	\$ -	\$ -
Hwy personal svce dist 2	\$ -	\$ -	\$ -	\$ -
Hwy personal svce dist 3	\$ -	\$ -	\$ -	\$ -
Hwy capital outlay	\$ -	\$ -	\$ -	\$ -
Hwy capital outlay dist 1	\$ -	\$ -	\$ -	\$ -
Hwy capital outlay dist 2	\$ -	\$ -	\$ -	\$ -
Hwy capital outlay dist 3	\$ -	\$ -	\$ -	\$ -
94 Total	\$ -	\$ -	\$ -	\$ -
98 OTHER USE:				
98a Other Deductions	\$ -	\$ -	\$ -	\$ -
98 Total	\$ -	\$ -	\$ -	\$ -
TOTAL HIGHWAY FUND ACCOUNT	\$ 220,560.40	\$ 136,617.58	\$ 83,942.82	\$ 6,988,665.13
SUBJECT TO WARRANT ISSUE:				
99 Provision for Interest on Warrants	\$ -	\$ -	\$ -	\$ -
GRAND TOTAL HIGHWAY FUND	\$ 220,560.40	\$ 136,617.58	\$ 83,942.82	\$ 6,988,665.13

ESTIMATE OF NEEDS FOR THE FISCAL YEAR
PURPOSE:
Current Expense
Highway Funds are appropriated monthly. Funds cannot be encumbered until appropriations are made.
The "Governmental Budget Accounts" for Fiscal Year 2017-2018, are presented for financial forecasting purposes only!
GRAND TOTAL - CO-OP FUND

Schedule 1, Current Balance Sheet - June 30, 2017		Amount
ASSETS:		
Cash Balance June 30, 2017	\$	222,102.67
Investments	\$	-
TOTAL ASSETS	\$	222,102.67
LIABILITIES AND RESERVES:		
Warrants Outstanding	\$	1,241.90
Reserve for Interest on Warrants	\$	-
Reserves From Schedule 8	\$	5,002.10
TOTAL LIABILITIES AND RESERVES	\$	6,244.00
CASH FUND BALANCE JUNE 30, 2017	\$	215,858.67
TOTAL LIABILITIES, RESERVES AND CASH FUND BALANCE	\$	222,102.67

Schedule 2, Revenue and Requirements - 2017-2018		
	Detail	Total
REVENUE:		
Cash Balance June 30, 2016	\$	-
Cash Fund Balance Transferred From Prior Years	\$	230,330.24
Current Ad Valorem Tax Apportioned	\$	144,049.45
Miscellaneous Revenue Apportioned	\$	45,761.44
TOTAL REVENUE		\$ 420,141.13
REQUIREMENTS:		
Claims Paid by Warrants Issued	\$	199,280.36
Reserves From Schedule 8	\$	5,002.10
Interest Paid on Warrants	\$	-
Reserve for Interest on Warrants	\$	-
TOTAL REQUIREMENTS		\$ 204,282.46
ADD: CASH FUND BALANCE AS PER BALANCE SHEET 6-30-2017		\$ 215,858.67
TOTAL REQUIREMENTS AND CASH FUND BALANCE		\$ 420,141.13

Schedule 3, Cash Fund Balance Analysis - June 30, 2017		Amount
ADDITIONS:		
Miscellaneous Revenue Collected in Excess of Estimates-Net	\$	45,761.44
Warrants Estopped, Cancelled or Converted	\$	-
Fiscal Year 2016-2017 Lapsed Appropriations	\$	159,700.55
Fiscal Year 2015-2016 Lapsed Appropriations	\$	3,184.31
Ad Valorem Tax Collections in Excess of Estimate	\$	6,371.31
Prior Years Ad Valorem Tax	\$	841.06
TOTAL ADDITIONS	\$	215,858.67
DEDUCTIONS:		
Supplemental Appropriations	\$	-
Current Tax in Process of Collection	\$	-
TOTAL DEDUCTIONS	\$	-
Cash Fund Balance as per Balance Sheet 6-30-2017	\$	215,858.67
Composition of Cash Fund Balance:		
Cash	\$	215,858.67
Cash Fund Balance as per Balance Sheet 6-30-2017	\$	215,858.67

EMERGENCY MEDICAL SERVICE FUND ACCOUNTS COVERING THE PERIOD JULY 1, 2016, to JUNE 30, 2017
ESTIMATE OF NEEDS FOR 2017-2018

EXHIBIT "F"

Schedule 4, Miscellaneous Revenue		
SOURCE	2016-2017 ACCOUNT	
	AMOUNT	ACTUALLY
	ESTIMATED	COLLECTED
1000 CHARGES FOR SERVICES		
1111 Ambulance	\$ -	\$ 19,100.05
1112 Medicaid	\$ -	\$ 2,169.94
1113 Medicare	\$ -	\$ 20,266.77
1114 Other -	\$ -	\$ -
Total Charges For Services	\$ -	\$ 41,536.76
INTERGOVERNMENTAL REVENUES		
2000 INTERGOVERNMENTAL REVENUES - LOCAL SOURCES:		
2111 Local Contributions	\$ -	\$ -
2112 Local Governmental Reimbursements	\$ -	\$ -
2113 Local Payments in Lieu of Tax Revenue	\$ -	\$ -
2114 Other -	\$ -	\$ -
Total - Local Sources	\$ -	\$ -
3000 INTERGOVERNMENTAL REVENUES - STATE SOURCES:		
3111 County Sales Tax - OTC	\$ -	\$ -
3112 Other - OTC	\$ -	\$ -
Sub-Total - OTC	\$ -	\$ -
3211 State Grants	\$ -	\$ -
3212 State Payments in Lieu of Tax Revenue	\$ -	\$ 2,254.78
3213 Homestead Exemption Reimbursement	\$ -	\$ -
3214 Additional Homestead Exemption Reimbursement	\$ -	\$ -
3215 Other -	\$ -	\$ -
3216 Other -	\$ -	\$ -
Total State Sources	\$ -	\$ 2,254.78
4000 INTERGOVERNMENTAL REVENUES FEDERAL SOURCES:		
4111 Federal Grants	\$ -	\$ -
4112 Reimbursement - Federal	\$ -	\$ -
4113 Federal Payments in Lieu of Tax Revenues	\$ -	\$ -
4114 Other -	\$ -	\$ -
Total Federal Sources	\$ -	\$ -
Grand Total Intergovernmental Revenues	\$ -	\$ 2,254.78
5000 MISCELLANEOUS REVENUE:		
5111 Interest on Investments	\$ -	\$ 1,049.90
5112 Rental or Lease of Property	\$ -	\$ -
5113 Sale of Property	\$ -	\$ -
5114 Subscription Sales (Memberships)	\$ -	\$ -
5115 Insurance Recoveries	\$ -	\$ -
5116 Insurance Reimbursements	\$ -	\$ -
5117 Return Check Charges	\$ -	\$ -
5118 Utility Reimbursements	\$ -	\$ -
5119 Vending Machine Commissions	\$ -	\$ -
5120 Other Concessions	\$ -	\$ -
5121 Other -	\$ -	\$ 920.00
5122 Other -	\$ -	\$ -
Total Miscellaneous Revenue	\$ -	\$ 1,969.90
6000 NON-REVENUE RECEIPTS:		
6111 Contributions from Other Funds	\$ -	\$ -
Grand Total Emergency Medical Service Fund	\$ -	\$ 45,761.44

EMERGENCY MEDICAL SERVICE FUND ACCOUNTS COVERING THE PERIOD JULY 1, 2016, to JUNE 30, 2017
ESTIMATE OF NEEDS FOR 2017-2018

2016-2017 ACCOUNT OVER (UNDER)	BASIS AND LIMIT OF ENSUING ESTIMATE	2017-2018 ACCOUNT		
		CHARGEABLE	ESTIMATED BY	APPROVED BY
		INCOME	GOVERNING BOARD	EXCISE BOARD
\$ 19,100.05	90.00%	\$ -	\$ 17,190.04	\$ 17,190.04
\$ 2,169.94	90.00%	\$ -	\$ 1,952.94	\$ 1,952.94
\$ 20,266.77	90.00%	\$ -	\$ 18,240.09	\$ 18,240.09
\$ -	90.00%	\$ -	\$ -	\$ -
\$ 41,536.76		\$ -	\$ 37,383.07	\$ 37,383.07
\$ -	90.00%	\$ -	\$ -	\$ -
\$ -	90.00%	\$ -	\$ -	\$ -
\$ -	90.00%	\$ -	\$ -	\$ -
\$ -	90.00%	\$ -	\$ -	\$ -
\$ -	90.00%	\$ -	\$ -	\$ -
\$ -	90.00%	\$ -	\$ -	\$ -
\$ -	90.00%	\$ -	\$ -	\$ -
\$ -	90.00%	\$ -	\$ -	\$ -
\$ -	90.00%	\$ -	\$ -	\$ -
\$ 2,254.78	90.00%	\$ -	\$ 2,029.30	\$ 2,029.30
\$ -	90.00%	\$ -	\$ -	\$ -
\$ -	90.00%	\$ -	\$ -	\$ -
\$ -	90.00%	\$ -	\$ -	\$ -
\$ -	90.00%	\$ -	\$ -	\$ -
\$ -	90.00%	\$ -	\$ -	\$ -
\$ 2,254.78		\$ -	\$ 2,029.30	\$ 2,029.30
\$ -	90.00%	\$ -	\$ -	\$ -
\$ -	90.00%	\$ -	\$ -	\$ -
\$ -	90.00%	\$ -	\$ -	\$ -
\$ -	90.00%	\$ -	\$ -	\$ -
\$ 2,254.78		\$ -	\$ 2,029.30	\$ 2,029.30
\$ 1,049.90	0.00%	\$ -	\$ -	\$ -
\$ -	90.00%	\$ -	\$ -	\$ -
\$ -	90.00%	\$ -	\$ -	\$ -
\$ -	90.00%	\$ -	\$ -	\$ -
\$ -	90.00%	\$ -	\$ -	\$ -
\$ -	90.00%	\$ -	\$ -	\$ -
\$ -	90.00%	\$ -	\$ -	\$ -
\$ -	90.00%	\$ -	\$ -	\$ -
\$ -	90.00%	\$ -	\$ -	\$ -
\$ -	90.00%	\$ -	\$ -	\$ -
\$ 920.00	0.00%	\$ -	\$ -	\$ -
\$ -	90.00%	\$ -	\$ -	\$ -
\$ 1,969.90		\$ -	\$ -	\$ -
\$ -	90.00%	\$ -	\$ -	\$ -
\$ 45,761.44		\$ -	\$ 39,412.37	\$ 39,412.37

ESTIMATE OF NEEDS FOR 2017-2018

EXHIBIT "F"

3

Schedule 5, Expenditures Emergency Medical Service Fund Cash Accounts of Current and All Prior Years	
CURRENT AND ALL PRIOR YEARS	2016-2017
Cash Balance Reported to Excise Board 6-30-2016	\$ -
Cash Fund Balance Transferred Out	\$ -
Cash Fund Balance Transferred In	\$ -
Adjusted Cash Balance	\$ -
Ad Valorem Tax Apportioned To Year In Caption	\$ 144,049.45
Miscellaneous Revenue (Schedule 4)	\$ 45,761.44
Cash Fund Balance Forward From Preceding Year	\$ 230,330.24
Prior Expenditures Recovered	\$ -
TOTAL RECEIPTS	\$ 420,141.13
TOTAL RECEIPTS AND BALANCE	\$ 420,141.13
Warrants of Year in Caption	\$ 198,038.46
Interest Paid Thereon	\$ -
TOTAL DISBURSEMENTS	\$ 198,038.46
CASH BALANCE JUNE 30, 2017	\$ 222,102.67
Reserve for Warrants Outstanding	\$ 1,241.90
Reserve for Interest on Warrants	\$ -
Reserves From Schedule 8	\$ 5,002.10
TOTAL LIABILITES AND RESERVE	\$ 6,244.00
DEFICIT: (Red Figure)	\$ -
CASH BALANCE FORWARD TO SUCCEEDING YEAR	\$ 215,858.67

Schedule 6, General Fund Warrant Account of Current and All Prior Years	
CURRENT AND ALL PRIOR YEARS	TOTAL
Warrants Outstanding 6-30-2016 of Year in Caption	\$ 31,203.40
Warrants Registered During Year	\$ 204,463.39
TOTAL	\$ 235,666.79
Warrants Paid During Year	\$ 234,424.89
Warrants Converted to Bonds or Judgements	\$ -
Warrants Cancelled	\$ -
Warrants Estopped by Statute	\$ -
TOTAL WARRANTS RETIRED	\$ 234,424.89
BALANCE WARRANTS OUTSTANDING JUNE 30, 2017	\$ 1,241.90

Schedule 7, 2016 Ad Valorem Tax Account				
2016 Net Valuation Certified To County Excise Board	\$	60,578,381.00	2.500 Mills	Amount
Total Proceeds of Levy as Certified	\$			151,445.95
Additions:	\$			-
Deductions:	\$			-
Gross Balance Tax	\$			151,445.95
Less Reserve for Delinquent Tax	\$			13,767.81
Reserve for Protest Pending	\$			-
Balance Available Tax	\$			137,678.14
Deduct 2016 Tax Apportioned	\$			144,049.45
Net Balance 2016 Tax in Process of Collection or Excess Collections	\$			-
	\$			6,371.31

ESTIMATE OF NEEDS FOR 2017-2018

EXHIBIT "F"

4

Schedule 8(a), Report Of Prior Year's Expenditures				
DEPARTMENTS OF GOVERNMENT APPROPRIATED ACCOUNTS	FISCAL YEAR ENDING JUNE 30, 2016			ORIGINAL APPROPRIATIONS
	RESERVES	WARRANTS	BALANCE	
	6-30-2016	SINCE ISSUED	LAPSED APPROPRIATIONS	
92 EMERGENCY MEDICAL SERVICE BUDGET ACCOUNT:				
92a Personal Services	\$ -	\$ -	\$ -	\$ 130,000.00
92b Part Time Help	\$ -	\$ -	\$ -	\$ -
92c Travel	\$ -	\$ -	\$ -	\$ 7,000.00
92d Maintenance and Operation	\$ 8,367.34	\$ 5,183.03	\$ 3,184.31	\$ 75,000.00
92e Capital Outlay	\$ -	\$ -	\$ -	\$ 113,652.21
92f Benefits	\$ -	\$ -	\$ -	\$ 20,000.00
92g Other - Budget	\$ -	\$ -	\$ -	\$ 1,000.00
92 Total	\$ 8,367.34	\$ 5,183.03	\$ 3,184.31	\$ 346,652.21
93				
93a Personal Services	\$ -	\$ -	\$ -	\$ -
93b Part Time Help	\$ -	\$ -	\$ -	\$ -
93c Travel	\$ -	\$ -	\$ -	\$ -
93d Maintenance and Operation	\$ -	\$ -	\$ -	\$ -
94e Capital Outlay	\$ -	\$ -	\$ -	\$ -
93f Intergovernmental	\$ -	\$ -	\$ -	\$ -
93g Other -	\$ -	\$ -	\$ -	\$ -
93 Total	\$ -	\$ -	\$ -	\$ -
94				
94a Personal Services	\$ -	\$ -	\$ -	\$ -
94b Part Time Help	\$ -	\$ -	\$ -	\$ -
94c Travel	\$ -	\$ -	\$ -	\$ -
94d Maintenance and Operation	\$ -	\$ -	\$ -	\$ -
94e Capital Outlay	\$ -	\$ -	\$ -	\$ -
94f Intergovernmental	\$ -	\$ -	\$ -	\$ -
94g Other -	\$ -	\$ -	\$ -	\$ -
94 Total	\$ -	\$ -	\$ -	\$ -
95 EMERGENCY MEDICAL SERVICE AUDIT BUDGET ACCOUNT				
95a Salaries and Expense of Audit and Report	\$ -	\$ -	\$ -	\$ 17,330.80
95b Intergovernmental	\$ -	\$ -	\$ -	\$ -
95 Total	\$ -	\$ -	\$ -	\$ 17,330.80
98 OTHER USE:				
98a Other Deductions	\$ -	\$ -	\$ -	\$ -
98 Total	\$ -	\$ -	\$ -	\$ -
TOTAL GENERAL FUND ACCOUNT				
	\$ 8,367.34	\$ 5,183.03	\$ 3,184.31	\$ 363,983.01
SUBJECT TO WARRANT ISSUE:				
99 Provision for Interest on Warrants	\$ -	\$ -	\$ -	\$ -
GRAND TOTAL GENERAL FUND	\$ 8,367.34	\$ 5,183.03	\$ 3,184.31	\$ 363,983.01

ESTIMATE OF NEEDS FOR THE FISCAL YEAR	
PURPOSE:	
Current Expense	
Pro rata share of County Assessor's Budget as determined by County Excise Board	
GRAND TOTAL - General Fund	

EMERGENCY MEDICAL SERVICE FUND ACCOUNTS COVERING THE PERIOD JULY 1, 2016, to JUNE 30, 2017
ESTIMATE OF NEEDS FOR 2017-2018

FISCAL YEAR ENDING JUNE 30, 2017						Governmental Budget Accounts	
						FISCAL YEAR 2016-2017	
SUPPLEMENTAL		NET AMOUNT	WARRANTS	RESERVES	LAPSED	NEEDS AS	APPROVED BY
ADJUSTMENTS		OF	ISSUED		BALANCE	ESTIMATED BY	COUNTY
ADDED		APPROPRIATIONS			KNOWN TO BE	GOVERNING	EXCISE BOARD
CANCELLED					UNENCUMBERED	BOARD	
\$ -	\$ -	\$ 130,000.00	\$ 87,002.27	\$ -	\$ 42,997.73	\$ 145,000.00	\$ 145,000.00
\$ -	\$ -	\$ -	\$ -	\$ -	\$ -	\$ -	\$ -
\$ -	\$ -	\$ 7,000.00	\$ 3,302.73	\$ 398.04	\$ 3,299.23	\$ 8,000.00	\$ 8,000.00
\$ -	\$ -	\$ 75,000.00	\$ 41,129.18	\$ 2,873.56	\$ 30,997.26	\$ 75,000.00	\$ 75,000.00
\$ -	\$ -	\$ 113,652.21	\$ 42,603.20	\$ 1,730.50	\$ 69,318.51	\$ 137,152.12	\$ 137,152.12
\$ -	\$ -	\$ 20,000.00	\$ 16,648.95	\$ -	\$ 3,351.05	\$ 20,000.00	\$ 20,000.00
\$ -	\$ -	\$ 1,000.00	\$ 350.00	\$ -	\$ 650.00	\$ 1,000.00	\$ 1,000.00
\$ -	\$ -	\$ 346,652.21	\$ 191,036.33	\$ 5,002.10	\$ 150,613.78	\$ 386,152.12	\$ 386,152.12
\$ -	\$ -	\$ -	\$ -	\$ -	\$ -	\$ -	\$ -
\$ -	\$ -	\$ -	\$ -	\$ -	\$ -	\$ -	\$ -
\$ -	\$ -	\$ -	\$ -	\$ -	\$ -	\$ -	\$ -
\$ -	\$ -	\$ -	\$ -	\$ -	\$ -	\$ -	\$ -
\$ -	\$ -	\$ -	\$ -	\$ -	\$ -	\$ -	\$ -
\$ -	\$ -	\$ -	\$ -	\$ -	\$ -	\$ -	\$ -
\$ -	\$ -	\$ -	\$ -	\$ -	\$ -	\$ -	\$ -
\$ -	\$ -	\$ -	\$ -	\$ -	\$ -	\$ -	\$ -
\$ -	\$ -	\$ -	\$ -	\$ -	\$ -	\$ -	\$ -
\$ -	\$ -	\$ -	\$ -	\$ -	\$ -	\$ -	\$ -
\$ -	\$ -	\$ -	\$ -	\$ -	\$ -	\$ -	\$ -
\$ -	\$ -	\$ -	\$ -	\$ -	\$ -	\$ -	\$ -
\$ -	\$ -	\$ -	\$ -	\$ -	\$ -	\$ -	\$ -
\$ -	\$ -	\$ 17,330.80	\$ 8,244.03	\$ -	\$ 9,086.77	\$ 15,528.80	\$ 15,528.80
\$ -	\$ -	\$ -	\$ -	\$ -	\$ -	\$ -	\$ -
\$ -	\$ -	\$ 17,330.80	\$ 8,244.03	\$ -	\$ 9,086.77	\$ 15,528.80	\$ 15,528.80
\$ -	\$ -	\$ -	\$ -	\$ -	\$ -	\$ -	\$ -
\$ -	\$ -	\$ -	\$ -	\$ -	\$ -	\$ -	\$ -
\$ -	\$ -	\$ 363,983.01	\$ 199,280.36	\$ 5,002.10	\$ 159,700.55	\$ 401,680.92	\$ 401,680.92
\$ -	\$ -	\$ -	\$ -	\$ -	\$ -	\$ -	\$ -
\$ -	\$ -	\$ 363,983.01	\$ 199,280.36	\$ 5,002.10	\$ 159,700.55	\$ 401,680.92	\$ 401,680.92

	Estimate of	Approved by
	Needs by	County
	Governing Board	Excise Board
	\$ 401,680.92	\$ 401,680.92
	\$ -	\$ -
	\$ 401,680.92	\$ 401,680.92

SPECIAL REVENUE FUND ACCOUNTS COVERING THE PERIOD JULY 1, 2016, to JUNE 30, 2017
ESTIMATE OF NEEDS FOR 2017-2018

EXHIBIT "I"

Page 1

Special Revenue Fund Accounts:	Law Library Fund	LEPC Fund	Assessor Fee Revol Fund
Schedule 1, Detail of Bond and Coupon Indebtedness as of June 30, 2017	2016-2017	2016-2017	2016-2017
CURRENT YEAR	Amount	Amount	Amount
ASSETS:			
Cash Balance June 30, 2017	\$ 1,903.36	\$ 4,484.76	\$ 5,086.12
Investments	\$ -	\$ -	\$ -
TOTAL ASSETS	\$ 1,903.36	\$ 4,484.76	\$ 5,086.12
LIABILITIES AND RESERVES:			
Warrants Outstanding	\$ -	\$ -	\$ 134.00
Reserve for Interest on Warrants	\$ -	\$ -	\$ -
Reserves From Schedule 8	\$ -	\$ -	\$ -
TOTAL LIABILITIES AND RESERVES	\$ -	\$ -	\$ 134.00
CASH FUND BALANCE JUNE 30, 2017	\$ 1,903.36	\$ 4,484.76	\$ 4,952.12
TOTAL LIABILITIES, RESERVES AND CASH FUND BALANCE	\$ 1,903.36	\$ 4,484.76	\$ 5,086.12

Schedule 5, Expenditures Special Revenue Fund Accounts of Current Year	2016-2017	2016-2017	2016-2017
CURRENT YEAR	Amount	Amount	Amount
Cash Balance Reported to Excise Board 6-30-2016	\$ 2,409.63	\$ 3,322.20	\$ 4,235.85
Cash Fund Balance Transferred Out	\$ -	\$ -	\$ -
Cash Fund Balance Transferred In	\$ -	\$ -	\$ -
Adjusted Cash Balance	\$ 2,409.63	\$ 3,322.20	\$ 4,235.85
Ad Valorem Tax Apportioned To Year In Caption	\$ -	\$ -	\$ -
Miscellaneous Revenue (Schedule 4)	\$ 5,877.66	\$ 3,250.00	\$ 3,571.00
Cash Fund Balance Forward From Preceding Year	\$ -	\$ -	\$ -
Transfer In (Out)	\$ -	\$ -	\$ -
TOTAL RECEIPTS	\$ 5,877.66	\$ 3,250.00	\$ 3,571.00
TOTAL RECEIPTS AND BALANCE	\$ 8,287.29	\$ 6,572.20	\$ 7,806.85
Warrants of Year in Caption	\$ 6,383.93	\$ 2,087.44	\$ 2,720.73
Interest Paid Thereon	\$ -	\$ -	\$ -
TOTAL DISBURSEMENTS	\$ 6,383.93	\$ 2,087.44	\$ 2,720.73
CASH BALANCE JUNE 30, 2017	\$ 1,903.36	\$ 4,484.76	\$ 5,086.12
Reserve for Warrants Outstanding	\$ -	\$ -	\$ 134.00
Reserve for Interest on Warrants	\$ -	\$ -	\$ -
Reserves From Schedule 8	\$ -	\$ -	\$ -
TOTAL LIABILITIES AND RESERVE	\$ -	\$ -	\$ 134.00
DEFICIT: (Red Figure)	\$ -	\$ -	\$ -
CASH FUND BALANCE FORWARD TO SUCCEEDING YEAR	\$ 1,903.36	\$ 4,484.76	\$ 4,952.12

Schedule 6, Special Revenue Fund Warrant Accounts of Current Year	2016-2017	2016-2017	2016-2017
CURRENT YEAR	Amount	Amount	Amount
Warrants Outstanding 6-30-2016 of Year in Caption	\$ -	\$ -	\$ -
Warrants Registered During Year	\$ 6,383.93	\$ 2,087.44	\$ 2,854.73
TOTAL	\$ 6,383.93	\$ 2,087.44	\$ 2,854.73
Warrants Paid During Year	\$ 6,383.93	\$ 2,087.44	\$ 2,720.73
Warrants Covered to Bonds or Judgements	\$ -	\$ -	\$ -
Warrants Cancelled	\$ -	\$ -	\$ -
Warrants Estopped by Statute	\$ -	\$ -	\$ -
TOTAL WARRANTS RETIRED	\$ 6,383.93	\$ 2,087.44	\$ 2,720.73
BALANCE WARRANTS OUTSTANDING JUNE 30, 2017	\$ -	\$ -	\$ 134.00

SPECIAL REVENUE FUND ACCOUNTS COVERING THE PERIOD JULY 1, 2016, to JUNE 30, 2017
ESTIMATE OF NEEDS FOR 2017-2018

EXHIBIT "I"

1

Co Clerk RMP Fund	Resale Prop Fund	Co Clerk Lien Fund	Courthouse Revol Fund	Hospital Sales Tax Fund	Sheriff Service Fee Fund	
2016-2017	2016-2017	2016-2017	2016-2017	2016-2017	2016-2017	
Amount	Amount	Amount	Amount	Amount	Amount	Total
\$ 12,307.66	\$ 28,811.89	\$ 7,049.58	\$ 256,012.17	\$ 0.01	\$ 63,559.69	\$ 379,215.24
\$ -	\$ -	\$ -	\$ -	\$ -	\$ -	\$ -
\$ 12,307.66	\$ 28,811.89	\$ 7,049.58	\$ 256,012.17	\$ 0.01	\$ 63,559.69	\$ 379,215.24
\$ 507.63	\$ -	\$ 166.67	\$ 674.74	\$ -	\$ 1,875.60	\$ 3,358.64
\$ -	\$ -	\$ -	\$ -	\$ -	\$ -	\$ -
\$ 13.18	\$ -	\$ 126.36	\$ 2,237.53	\$ -	\$ 9,457.16	\$ 11,834.23
\$ 520.81	\$ -	\$ 293.03	\$ 2,912.27	\$ -	\$ 11,332.76	\$ 15,192.87
\$ 11,786.85	\$ 28,811.89	\$ 6,756.55	\$ 253,099.90	\$ 0.01	\$ 52,226.93	\$ 364,022.37
\$ 12,307.66	\$ 28,811.89	\$ 7,049.58	\$ 256,012.17	\$ 0.01	\$ 63,559.69	\$ 379,215.24

2016-2017	2016-2017	2016-2017	2016-2017	2016-2017	2016-2017	
Amount	Amount	Amount	Amount	Amount	Amount	TOTAL
\$ 12,953.61	\$ 23,837.86	\$ 8,639.47	\$ 257,527.05	\$ 0.01	\$ 73,242.96	\$ 386,168.64
\$ -	\$ -	\$ -	\$ -	\$ -	\$ -	\$ -
\$ -	\$ -	\$ -	\$ -	\$ -	\$ -	\$ -
\$ 12,953.61	\$ 23,837.86	\$ 8,639.47	\$ 257,527.05	\$ 0.01	\$ 73,242.96	\$ 386,168.64
\$ -	\$ -	\$ -	\$ -	\$ -	\$ -	\$ -
\$ 5,325.00	\$ 10,798.32	\$ 3,136.62	\$ 111,061.47	\$ 253,556.07	\$ 71,634.96	\$ 468,211.10
\$ -	\$ -	\$ -	\$ -	\$ -	\$ -	\$ -
\$ -	\$ 52.00	\$ -	\$ -	\$ -	\$ (10,800.00)	\$ (10,748.00)
\$ 5,325.00	\$ 10,850.32	\$ 3,136.62	\$ 111,061.47	\$ 253,556.07	\$ 60,834.96	\$ 457,463.10
\$ 18,278.61	\$ 34,688.18	\$ 11,776.09	\$ 368,588.52	\$ 253,556.08	\$ 134,077.92	\$ 843,631.74
\$ 5,970.95	\$ 5,876.29	\$ 4,726.51	\$ 112,576.35	\$ 253,556.07	\$ 70,518.23	\$ 464,416.50
\$ -	\$ -	\$ -	\$ -	\$ -	\$ -	\$ -
\$ 5,970.95	\$ 5,876.29	\$ 4,726.51	\$ 112,576.35	\$ 253,556.07	\$ 70,518.23	\$ 464,416.50
\$ 12,307.66	\$ 28,811.89	\$ 7,049.58	\$ 256,012.17	\$ 0.01	\$ 63,559.69	\$ 379,215.24
\$ 507.63	\$ -	\$ 166.67	\$ 674.74	\$ -	\$ 1,875.60	\$ 3,358.64
\$ -	\$ -	\$ -	\$ -	\$ -	\$ -	\$ -
\$ -	\$ -	\$ 126.36	\$ 2,237.53	\$ -	\$ 9,457.16	\$ 11,821.05
\$ 507.63	\$ -	\$ 293.03	\$ 2,912.27	\$ -	\$ 11,332.76	\$ 15,179.69
\$ -	\$ -	\$ -	\$ -	\$ -	\$ -	\$ -
\$ 11,800.03	\$ 28,811.89	\$ 6,756.55	\$ 253,099.90	\$ 0.01	\$ 52,226.93	\$ 364,035.55

2016-2017	2016-2017	2016-2017	2016-2017	2016-2017	2016-2017	
Amount	Amount	Amount	Amount	Amount	Amount	TOTAL
\$ 467.76		\$ 38.91	\$ 1,253.67	\$ -	\$ 1,941.50	\$ 3,701.84
\$ 6,010.82	\$ 5,876.29	\$ 4,854.27	\$ 111,997.42	\$ 253,556.07	\$ 70,452.33	\$ 464,073.30
\$ 6,478.58	\$ 5,876.29	\$ 4,893.18	\$ 113,251.09	\$ 253,556.07	\$ 72,393.83	\$ 467,775.14
\$ 5,970.95	\$ 5,876.29	\$ 4,726.51	\$ 112,576.35	\$ 253,556.07	\$ 70,518.23	\$ 464,416.50
\$ -	\$ -	\$ -	\$ -	\$ -	\$ -	\$ -
\$ -	\$ -	\$ -	\$ -	\$ -	\$ -	\$ -
\$ -	\$ -	\$ -	\$ -	\$ -	\$ -	\$ -
\$ 5,970.95	\$ 5,876.29	\$ 4,726.51	\$ 112,576.35	\$ 253,556.07	\$ 70,518.23	\$ 464,416.50
\$ 507.63	\$ -	\$ 166.67	\$ 674.74	\$ -	\$ 1,875.60	\$ 3,358.64

SPECIAL REVENUE FUND ACCOUNTS COVERING THE PERIOD JULY 1, 2016, to JUNE 30, 2017
ESTIMATE OF NEEDS FOR 2017-2018

EXHIBIT "I"

Page 1

Special Revenue Fund Accounts:	Mort Cert Tax Fund	Highway CBRI Fund	Soutar Library Fund
Schedule 1, Detail of Bond and Coupon Indebtedness as of June 30, 2017	2016-2017	2016-2017	2016-2017
CURRENT YEAR	Amount	Amount	Amount
ASSETS:			
Cash Balance June 30, 2017	\$ 3,141.28	\$ 344,371.03	\$ 3,324.65
Investments	\$ -	\$ -	\$ -
TOTAL ASSETS	\$ 3,141.28	\$ 344,371.03	\$ 3,324.65
LIABILITIES AND RESERVES:			
Warrants Outstanding	\$ -	\$ -	\$ 855.82
Reserve for Interest on Warrants	\$ -	\$ -	\$ -
Reserves From Schedule 8	\$ -	\$ -	\$ -
TOTAL LIABILITIES AND RESERVES	\$ -	\$ -	\$ 855.82
CASH FUND BALANCE JUNE 30, 2017	\$ 3,141.28	\$ 344,371.03	\$ 2,468.83
TOTAL LIABILITIES, RESERVES AND CASH FUND BALANCE	\$ 3,141.28	\$ 344,371.03	\$ 3,324.65

Schedule 5, Expenditures Special Revenue Fund Accounts of Current Year	2016-2017	2016-2017	2016-2017
CURRENT YEAR	Amount	Amount	Amount
Cash Balance Reported to Excise Board 6-30-2016	\$ 2,741.70	\$ 498,398.02	\$ 5,485.95
Cash Fund Balance Transferred Out	\$ -	\$ -	\$ -
Cash Fund Balance Transferred In	\$ -	\$ -	\$ -
Adjusted Cash Balance	\$ 2,741.70	\$ 498,398.02	\$ 5,485.95
Ad Valorem Tax Apportioned To Year In Caption	\$ -	\$ -	\$ -
Miscellaneous Revenue (Schedule 4)	\$ 515.00	\$ 154,379.06	\$ 8,891.52
Cash Fund Balance Forward From Preceding Year	\$ -	\$ -	\$ -
Transfers In (Out)	\$ -	\$ (299,355.05)	\$ -
TOTAL RECEIPTS	\$ 515.00	\$ (144,975.99)	\$ 8,891.52
TOTAL RECEIPTS AND BALANCE	\$ 3,256.70	\$ 353,422.03	\$ 14,377.47
Warrants of Year in Caption	\$ 115.42	\$ 9,051.00	\$ 11,052.82
Interest Paid Thereon	\$ -	\$ -	\$ -
TOTAL DISBURSEMENTS	\$ 115.42	\$ 9,051.00	\$ 11,052.82
CASH BALANCE JUNE 30, 2017	\$ 3,141.28	\$ 344,371.03	\$ 3,324.65
Reserve for Warrants Outstanding	\$ -	\$ -	\$ 855.82
Reserve for Interest on Warrants	\$ -	\$ -	\$ -
Reserves From Schedule 8	\$ -	\$ -	\$ -
TOTAL LIABILITIES AND RESERVE	\$ -	\$ -	\$ 855.82
DEFICIT: (Red Figure)	\$ -	\$ -	\$ -
CASH FUND BALANCE FORWARD TO SUCCEEDING YEAR	\$ 3,141.28	\$ 344,371.03	\$ 2,468.83

Schedule 6, Special Revenue Fund Warrant Accounts of Current Year	2016-2017	2016-2017	2016-2017
CURRENT YEAR	Amount	Amount	Amount
Warrants Outstanding 6-30-2016 of Year in Caption	\$ -	\$ -	\$ 292.80
Warrants Registered During Year	\$ 115.42	\$ 9,051.00	\$ 11,615.84
TOTAL	\$ 115.42	\$ 9,051.00	\$ 11,908.64
Warrants Paid During Year	\$ 115.42	\$ 9,051.00	\$ 11,052.82
Warrants Covered to Bonds or Judgements	\$ -	\$ -	\$ -
Warrants Cancelled	\$ -	\$ -	\$ -
Warrants Estopped by Statute	\$ -	\$ -	\$ -
TOTAL WARRANTS RETIRED	\$ 115.42	\$ 9,051.00	\$ 11,052.82
BALANCE WARRANTS OUTSTANDING JUNE 30, 2017	\$ -	\$ -	\$ 855.82

Interest Earnings 2016-2017

Monday, September 18, 2017

SPECIAL REVENUE FUND ACCOUNTS COVERING THE PERIOD JULY 1, 2016, to JUNE 30, 2017
ESTIMATE OF NEEDS FOR 2017-2018

EXHIBIT "I"

1

OSU Extention Fund	Free Fair Fund	Enhanced 911 Fund	Sheriff Commissary Fund	Sheriff Seizure Fund	DEQ Grant Fund	
2016-2017	2016-2017	2016-2017	2016-2017	2016-2017	2016-2017	
Amount	Amount	Amount	Amount	Amount	Amount	Total
\$ 17,956.02	\$ 2,022.18	\$ 254,626.49	\$ 2,016.14	\$ 31,320.13	\$ 0.01	\$ 658,777.93
\$ -	\$ -	\$ -	\$ -	\$ -	\$ -	\$ -
\$ 17,956.02	\$ 2,022.18	\$ 254,626.49	\$ 2,016.14	\$ 31,320.13	\$ 0.01	\$ 658,777.93
\$ 374.71	\$ -	\$ -	\$ -	\$ 7,500.00	\$ -	\$ 8,730.53
\$ -	\$ -	\$ -	\$ -	\$ -	\$ -	\$ -
\$ 440.98	\$ -	\$ -	\$ -	\$ -	\$ -	\$ 440.98
\$ 815.69	\$ -	\$ -	\$ -	\$ 7,500.00	\$ -	\$ 9,171.51
\$ 17,140.33	\$ 2,022.18	\$ 254,626.49	\$ 2,016.14	\$ 23,820.13	\$ 0.01	\$ 649,606.42
\$ 17,956.02	\$ 2,022.18	\$ 254,626.49	\$ 2,016.14	\$ 31,320.13	\$ 0.01	\$ 658,777.93

2016-2017	2016-2017	2016-2017	2016-2017	2016-2017	2016-2017	
Amount	Amount	Amount	Amount	Amount	Amount	TOTAL
\$ 16,446.45	\$ 3,088.89	\$ 166,592.21	\$ 2,502.09	\$ 18,390.63	\$ 4,032.01	\$ 717,677.95
\$ -	\$ -	\$ -	\$ -	\$ -	\$ -	\$ -
\$ -	\$ -	\$ -	\$ -	\$ -	\$ -	\$ -
\$ 16,446.45	\$ 3,088.89	\$ 166,592.21	\$ 2,502.09	\$ 18,390.63	\$ 4,032.01	\$ 717,677.95
\$ -	\$ -	\$ -	\$ -	\$ -	\$ -	\$ -
\$ 8,873.10	\$ 8,903.41	\$ 88,034.28	\$ 2,547.00	\$ 24,360.44	\$ -	\$ 296,503.81
\$ -	\$ -	\$ -	\$ -	\$ -	\$ -	\$ -
\$ -	\$ -	\$ -	\$ -	\$ -	\$ -	\$ (299,355.05)
\$ 8,873.10	\$ 8,903.41	\$ 88,034.28	\$ 2,547.00	\$ 24,360.44	\$ -	\$ (2,851.24)
\$ 25,319.55	\$ 11,992.30	\$ 254,626.49	\$ 5,049.09	\$ 42,751.07	\$ 4,032.01	\$ 714,826.71
\$ 7,363.53	\$ 9,970.12	\$ -	\$ 3,032.95	\$ 11,430.94	\$ 4,032.00	\$ 56,048.78
\$ -	\$ -	\$ -	\$ -	\$ -	\$ -	\$ -
\$ 7,363.53	\$ 9,970.12	\$ -	\$ 3,032.95	\$ 11,430.94	\$ 4,032.00	\$ 56,048.78
\$ 17,956.02	\$ 2,022.18	\$ 254,626.49	\$ 2,016.14	\$ 31,320.13	\$ 0.01	\$ 658,777.93
\$ 374.71	\$ -	\$ -	\$ -	\$ 7,500.00	\$ -	\$ 8,730.53
\$ -	\$ -	\$ -	\$ -	\$ -	\$ -	\$ -
\$ 440.98	\$ -	\$ -	\$ -	\$ -	\$ -	\$ 440.98
\$ 815.69	\$ -	\$ -	\$ -	\$ 7,500.00	\$ -	\$ 9,171.51
\$ -	\$ -	\$ -	\$ -	\$ -	\$ -	\$ -
\$ 17,140.33	\$ 2,022.18	\$ 254,626.49	\$ 2,016.14	\$ 23,820.13	\$ 0.01	\$ 649,606.42

2016-2017	2016-2017	2016-2017	2016-2017	2016-2017	2016-2017	
Amount	Amount	Amount	Amount	Amount	Amount	TOTAL
\$ 27.07	\$ -	\$ -	\$ -	\$ -	\$ 4,032.00	\$ 4,351.87
\$ 7,711.17	\$ 9,970.12	\$ -	\$ 3,032.95	\$ 18,930.94	\$ -	\$ 60,427.44
\$ 7,738.24	\$ 9,970.12	\$ -	\$ 3,032.95	\$ 18,930.94	\$ 4,032.00	\$ 64,779.31
\$ 7,363.53	\$ 9,970.12	\$ -	\$ 3,032.95	\$ 11,430.94	\$ 4,032.00	\$ 56,048.78
\$ -	\$ -	\$ -	\$ Sje	\$ -	\$ -	\$ -
\$ -	\$ -	\$ -	\$ -	\$ -	\$ -	\$ -
\$ -	\$ -	\$ -	\$ -	\$ -	\$ -	\$ -
\$ 7,363.53	\$ 9,970.12	\$ -	\$ 3,032.95	\$ 11,430.94	\$ 4,032.00	\$ 56,048.78
\$ 374.71	\$ -	\$ -	\$ -	\$ 7,500.00	\$ -	\$ 8,730.53

Interest Earnings 2016-2017

#####

SPECIAL REVENUE FUND ACCOUNTS COVERING THE PERIOD JULY 1, 2016, to JUNE 30, 2017
ESTIMATE OF NEEDS FOR 2017-2018

EXHIBIT "I"

Page 1

Special Revenue Fund Accounts:	Excess Fund	Fund	Fund
Schedule 1, Detail of Bond and Coupon Indebtedness as of June 30, 2017	2016-2017	2016-2017	2016-2017
CURRENT YEAR	Amount	Amount	Amount
ASSETS:			
Cash Balance June 30, 2017	\$ 894.93	\$ -	\$ -
Investments	\$ -	\$ -	\$ -
TOTAL ASSETS	\$ 894.93	\$ -	\$ -
LIABILITIES AND RESERVES:			
Warrants Outstanding	\$ -	\$ -	\$ -
Reserve for Interest on Warrants	\$ -	\$ -	\$ -
Reserves From Schedule 8	\$ -	\$ -	\$ -
TOTAL LIABILITIES AND RESERVES	\$ -	\$ -	\$ -
CASH FUND BALANCE JUNE 30, 2017	\$ 894.93	\$ -	\$ -
TOTAL LIABILITIES, RESERVES AND CASH FUND BALANCE	\$ 894.93	\$ -	\$ -

Schedule 5, Expenditures Special Revenue Fund Accounts of Current Year	2016-2017	2016-2017	2016-2017
CURRENT YEAR	Amount	Amount	Amount
Cash Balance Reported to Excise Board 6-30-2016	\$ 52.00	\$ -	\$ -
Cash Fund Balance Transferred Out	\$ -	\$ -	\$ -
Cash Fund Balance Transferred In	\$ -	\$ -	\$ -
Adjusted Cash Balance	\$ 52.00	\$ -	\$ -
Ad Valorem Tax Apportioned To Year In Caption	\$ -	\$ -	\$ -
Miscellaneous Revenue (Schedule 4)	\$ 894.93	\$ -	\$ -
Cash Fund Balance Forward From Preceding Year	\$ -	\$ -	\$ -
Transfers In (Out)	\$ (52.00)	\$ -	\$ -
TOTAL RECEIPTS	\$ 842.93	\$ -	\$ -
TOTAL RECEIPTS AND BALANCE	\$ 894.93	\$ -	\$ -
Warrants of Year in Caption	\$ -	\$ -	\$ -
Interest Paid Thereon	\$ -	\$ -	\$ -
TOTAL DISBURSEMENTS	\$ -	\$ -	\$ -
CASH BALANCE JUNE 30, 2017	\$ 894.93	\$ -	\$ -
Reserve for Warrants Outstanding	\$ -	\$ -	\$ -
Reserve for Interest on Warrants	\$ -	\$ -	\$ -
Reserves From Schedule 8	\$ -	\$ -	\$ -
TOTAL LIABILITIES AND RESERVE	\$ -	\$ -	\$ -
DEFICIT: (Red Figure)	\$ -	\$ -	\$ -
CASH FUND BALANCE FORWARD TO SUCCEEDING YEAR	\$ 894.93	\$ -	\$ -

Schedule 6, Special Revenue Fund Warrant Accounts of Current Year	2016-2017	2016-2017	2016-2017
CURRENT YEAR	Amount	Amount	Amount
Warrants Outstanding 6-30-2016 of Year in Caption	\$ -	\$ -	\$ -
Warrants Registered During Year	\$ -	\$ -	\$ -
TOTAL	\$ -	\$ -	\$ -
Warrants Paid During Year	\$ -	\$ -	\$ -
Warrants Covered to Bonds or Judgements	\$ -	\$ -	\$ -
Warrants Cancelled	\$ -	\$ -	\$ -
Warrants Estopped by Statute	\$ -	\$ -	\$ -
TOTAL WARRANTS RETIRED	\$ -	\$ -	\$ -
BALANCE WARRANTS OUTSTANDING JUNE 30, 2017	\$ -	\$ -	\$ -

**CERTIFICATE OF EXCISE BOARD
ESTIMATE OF NEEDS FOR 2017-2018**

STATE OF OKLAHOMA, COUNTY OF CIMARRON

We, the members of the Excise Board of said County and State, do hereby certify that we have examined the foregoing estimates of proposed current expenses for the ensuing fiscal year as filed with the Board of County Commissioners, and those directly under, or in contractual relationship with, the Board of County Commissioners; we have ascertained from the Financial Statements submitted therewith the amount of Surplus Balances of Cash on Hand; we have considered the uncollected ad valorem taxes of the previous year or years; and we have ascertained that the probable Income estimated to be collected from all sources other than ad valorem taxation may reasonably be expected as a revenue for the ensuing fiscal year, and that the same does not exceed 90% of the actual collection from such sources for the previous fiscal year.

In so doing, we have diligently performed the duties imposed upon the Excise Board by 68 O.S. 1991 Section 3007, (1) ascertaining that the financial statements, as to statistics therein contained reflect the true fiscal condition at the close of the fiscal year, or caused the same to be corrected so to show; (2) struck from the estimate of needs so submitted any items not authorized by law and reduced to the sum authorized by law any items restricted by statute as to the amount lawfully expendable therefore; (3) supplemented such estimate, after proper publication, by an estimate of needs prepared by this Excise Board to make provision for mandatory governmental functions where the estimate submitted wholly failed or was deemed inadequate to fulfill the mandate of the Constitutions or of the Legislature; (4) computed the total means available to each fund in the manner provided; and (5) then and only thereafter. -

Accordingly, we have and do hereby appropriate the Surplus Balances of Cash on Hand, and the Revenues and Levies hereinafter set forth for each Fund to the several and specific purposes named in such estimates, by each, to the intent and purpose that CONSTITUTIONAL GOVERNMENTAL FUNCTIONS shall be first assured and provided for, and subsequently to provide for Legislative Governmental Functions insofar as to the available Surpluses, Revenues and Levies will permit; and we have provided also that the Levies are in excess of the amount appropriated to needs after deducting the surplus cash balance on hand, and Estimated Revenues other than tax, by the percentage and amount or reserve for delinquent tax as hereinafter set forth, which we have determined in the manner provided by law.

We further certify that we have examined the within statements of account and estimated needs or requirements of the Governing Board of 2016 County, in relation to the Sinking Fund or Funds thereof, and after finding the same correct or having caused the same to be corrected pursuant to 68 O. S. 1991 Section 3009, have approved the requirements therefor to fulfill the conditions of Section 26 and 28 of Article 10, Oklahoma Constitution, and have made and certified a tax levy therefor to the extent of the excess of said total requirements over the total of items 2, 3, 6, and 12 of Exhibit "Y" (Page 2) and any other legal deduction, including a reserve of _____% for delinquent taxes.

CERTIFICATE OF EXCISE BOARD
ESTIMATE OF NEEDS FOR 2017-2018

EXHIBIT "Y"					
County Excise Board's Appropriation of Income and Revenue	General Fund	EMS Fund	Health Fund	Industrial Bonds	Sinking Fund (Exc. Homesteads)
Appropriation Approved & Provision Made	\$ 1,106,610.69	\$ 401,680.92	\$ -	\$ -	\$ -
Appropriation of Revenues	\$ -	\$ -	\$ -	\$ -	\$ -
Excess of Assets Over Liabilities	\$ 372,749.06	\$ 215,858.67	\$ -	\$ -	\$ -
Unclaimed Protest Tax Refunds	\$ -	\$ -	\$ -	\$ -	\$ -
Miscellaneous Estimated Revenues	\$ 124,796.52	\$ 39,412.37	\$ -	\$ -	\$ -
Est. Value of Surplus Tax in Process	\$ -	\$ -	\$ -	\$ -	\$ -
Sinking Fund Contributions	\$ -	\$ -	\$ -	\$ -	\$ -
Surplus Building Fund Cash	\$ -	\$ -	\$ -	\$ -	\$ -
Total Other Than 2016 Tax	\$ 497,545.58	\$ 255,271.04	\$ -	\$ -	\$ -
Balance Required	\$ 609,065.11	\$ 146,409.88	\$ -	\$ -	\$ -
Add 10% for Delinquency	\$ 60,906.51	\$ 14,640.99	\$ -	\$ -	\$ -
Total Required for 2016 Tax	\$ 669,971.62	\$ 161,050.87	\$ -	\$ -	\$ -
Rate of Levy Required and Certified (in Mill)	10.40	2.50	0.00	0.00	0.00

We further certify that the net assessed valuation of the Property, subject to ad valorem taxes, after the amount of all Homestead Exemptions deducted in the said County as finally equalized and certified by the State Board of Equalization for the current year 2017-2018 is as follows:

VALUATION AND LEVIES EXCLUDING HOMESTEADS				
County	Real	Personal	Public Service	Total
Total Valuation,	\$ 20,828,363.00	\$18,551,165.00	\$ 25,040,820.00	\$64,420,348.00

and that the assessed valuations herein certified have been used in computing the rates of mill levies and the proceeds thereof appropriated as aforesaid; and that having ascertained as aforesaid, the aggregate amount to be raised by ad valorem taxation, we thereupon made the levies therefor as provided by law as follows:

General Fund 10.40 Mills; EMS Fund 2.50 Mills; Sinking Fund 0.00 Mills; Sub-Total 12.90 Mills;

Free Fair Budget Account (Levy Per Applicable Statute) 0.00 Mills;
 Free Fair Improvement Budget Account (Net Proceeds of 1.00 Mill) 0.00 Mills;
 Free Fair Additional Improvement Budget Account (Net Proceeds of 1.00 Mill) 0.00 Mills;
 Library Budget Account (Net Proceeds of 1/2 of 1.00 Mill) 0.00 Mills;
 Cooperative County/City-County Library Budget Account (1.00 to 4.00 Mills) 0.00 Mills;
 County Cemetery (Prior To Aug. 15, 1933) Budget Account (Net Proceeds of 1/5 of 1.00 Mill) 0.00 Mills;
 Public Buildings Budget Account (Not To Exceed 5.00 Mills) 0.00 Mills;
 County Health Fund (Not To Exceed 2.50 Mills) 0.00 Mills;
 Emergency Medical Service (Not To Exceed 3.00 Mills) 0.00 Mills;
 Total County Levies 12.90 Mills;
 County Wide Levy For Schools (4.00 Mills) 4.16 Mills;
 Total County Wide Levy 17.06 Mills;

and we do hereby order the above levies to be certified forthwith by the Secretary of this Board to the County Assessor of said County, in Assessor may immediately extend said levies upon the Tax Rolls for the year 2018 without regard to any protest that may be filed against any lot required by 68 O. S. 1991, Section 2869

Dated at _____, Oklahoma, this 28 day of September 2017

John Schumacher
Excise Board Member

Laura
Excise Board Member



Barbara James
Excise Board Chairman

GINA RICHARDSON
Excise Board Secretary

CIMARRON COUNTY, 13
STATISTICAL DATA
FISCAL YEAR 2016-2017

Total Valuation

Total Gross Valuation Real Property	\$	21,407,591.00
Total Homestead Exemption	\$	579,228.00
Total Real Property	\$	20,828,363.00
Total Personal Property	\$	18,551,165.00
Total Public Service Property	\$	25,040,820.00
Total Valuation of Property	\$	64,420,348.00


RESOLUTION OF THE CIMARRON COUNTY EXCISE BOARD

THEREFORE, be it resolved that the apportionment of said 14.56 mills for the Fiscal Year 2017-2018 shall be as follows to wit:


CIMARRON COUNTY	10.40 Mills
CITIES & TOWNS	-0- Mills
SCHOOL DISTRICTS	4.16 Mills

Done by the order of the Excise Board of Cimarron County, Oklahoma this 28th day of September, 2017.

CIMARRON COUNTY EXCISE BOARD




Chairman



Member



Member

ATTEST: 
(SEAL) County Clerk-Sec. to Excise Board



CERTIFICATE OF EXCISE BOARD
ESTIMATE OF NEEDS FOR 2017-2018

EXHIBIT "Y" Continued: Primary County And All Joint Counties						
Levies Required and Certified:	Valuation And Levies Excluding Homesteads			Total Required For 2017 Tax		
	County	General Fund	Building Fund	Total Valuation	General	Building
This County Texas	35.00 Mills	5.00 Mills	\$ 15,731,740.00	\$ 550,610.90	\$ 78,658.70	
Joint Co. Cimarron	35.42 Mills	5.06 Mills	\$ 1,397,032.00	\$ 49,482.87	\$ 7,068.98	
Joint Co.	0.00 Mills	0.00 Mills	\$ 0.00	\$ 0.00	\$ 0.00	
Joint Co.	0.00 Mills	0.00 Mills	\$ 0.00	\$ 0.00	\$ 0.00	
Joint Co.	0.00 Mills	0.00 Mills	\$ 0.00	\$ 0.00	\$ 0.00	
Joint Co.	0.00 Mills	0.00 Mills	\$ 0.00	\$ 0.00	\$ 0.00	
Joint Co.	0.00 Mills	0.00 Mills	\$ 0.00	\$ 0.00	\$ 0.00	
Joint Co.	0.00 Mills	0.00 Mills	\$ 0.00	\$ 0.00	\$ 0.00	
Joint Co.	0.00 Mills	0.00 Mills	\$ 0.00	\$ 0.00	\$ 0.00	
Joint Co.	0.00 Mills	0.00 Mills	\$ 0.00	\$ 0.00	\$ 0.00	
Joint Co.	0.00 Mills	0.00 Mills	\$ 0.00	\$ 0.00	\$ 0.00	
Joint Co.	0.00 Mills	0.00 Mills	\$ 0.00	\$ 0.00	\$ 0.00	
Joint Co.	0.00 Mills	0.00 Mills	\$ 0.00	\$ 0.00	\$ 0.00	
Totals			\$ 17,128,772.00	\$ 600,093.77	\$ 85,727.68	

Sinking Fund 6.88 Mills

and we do hereby order the above levies to be certified forthwith by the Secretary of this Board to the County Assessor of said County, in order that the County Assessor may immediately extend said levies upon the Tax Rolls for the year 2017 without regard to any protest that may be filed against any levies, as required by 68 O. S. 2001, Section 2869.

Signed at Guymon, Oklahoma, this _____ day of _____, 2017

Excise Board Member

Excise Board Chairman

Excise Board Member

Excise Board Secretary

Joint School District Levy Certification for Yarbrough I-1

Career Tech District Number _____: General Fund _____


Building Fund _____

State of Oklahoma)
) ss
County of Texas)

I, Wendy Johnson, Texas County Clerk, do hereby certify that the above levies are true and correct for the taxable year 2017.

Witness my hand and seal, on Sept 14, 2017.

Wendy Johnson
Texas County Clerk



Date: 8/17/2017

Time: 10:02AM


Assessor's Report to Excise Board Cimarron

School District	Personal Property	Real Estate	Public Service	Total Valuation	Total Exemptions	Total Valuation Less Exemptions
I-10 Felt	1,857,698	3,523,710	267,087	5,648,495	56,834	5,591,661
Totals for I-10	1,857,698	3,523,710	267,087	5,648,495	56,834	5,591,661
I-11 Keyes	73,009	789,885	144,760	1,007,654	70,534	937,120
I-11 Rural	4,691,280	3,903,513	5,196,310	13,791,103	31,740	13,759,363
Totals for I-11	4,764,289	4,693,398	5,341,070	14,798,757	102,274	14,696,483
I-2 Boise City	999,559	4,164,688	809,498	5,973,745	313,225	5,660,520
I-2 Rural	10,175,909	8,495,856	18,504,782	37,176,547	101,895	37,074,652
Totals for I-2	11,175,468	12,660,544	19,314,280	43,150,292	415,120	42,735,172
JT-1	753,710	529,939	118,383	1,402,032	5,000	1,397,032
Totals for JT-1	753,710	529,939	118,383	1,402,032	5,000	1,397,032
Total Assessed Valuation:	18,551,165	21,497,591	25,040,820	64,999,576	579,228	64,420,348

I, Charlene Collins County Assessor of Cimarron County, Oklahoma do certify that the values as set forth for the above School Districts of said County are true and correct for the year 2017 as certified by the State Board Of Equalization

Given under my hand this 17 day of August, 2017

Charlene Collins
Charlene Collins, Cimarron County Assessor



S. A. & I. No. 2633 (2009)

Current fiscal year 2017-2018

Date Certified

Taxable Year 2017

Valuation CIMARRON COUNTY TAX LEVIES 2017-2018

Table with columns: UNIT OF TAXATION, SCHOOL DIST, COUNTY (General Fund, Sinking Fund, Health Fund, Common Fund), CITIES & TOWNS (Sinking Fund), EMS (General Fund), SCHOOL DISTRICTS (General Fund, Building Fund, Sinking Fund), VO-TECH # (General Fund, Building Fund), TOTAL. Rows include Boise City, Felt, Keyes, Keyes (Texas), and Yarbrough (Texas).

* Common Fund - 4 Mill Levy County Wide Levy for Schools

State of Oklahoma) ss. County of Cimarron)

I, Gina Richardson, County Clerk for Cimarron County, Oklahoma, do hereby certify that the above levies are true and correct for the taxable year 2017.

Witness my hand and seal of office this 11th day of October, 2017.

Gina Richardson, Cimarron County Clerk

